

# MarketVector™ Tokenization Technology Index

The MarketVector™ Tokenization Technology Index (MVTKNQ) is a thematic index tracking the performance of companies and digital assets involved in the tokenization of real world assets ("RWAs").

## Key Features



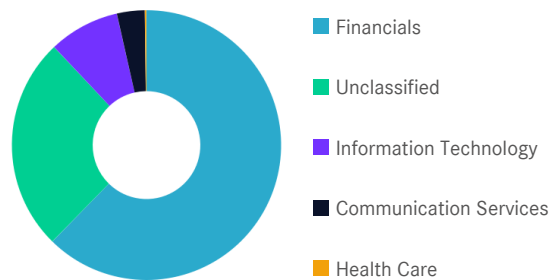
Index 2,701.67 / 1,000.00 2,701.67 / 1,951.66

## Index Data

INDEX PARAMETERS		FUNDAMENTALS*		ANNUALISED PERFORMANCE*			
Launch Date	22 Dec 2025	Components	59	Price/Earnings Trailing	-56.88	1 Month	6.67%
Type	Sector	Volatility (250 days)	27.04	Price/Book	2.11	1 Year	15.64%
Currency	USD	Full MCap bn USD	9,752.32	Price/Sales	0.63	3 Years	28.20%
Base Date	30 Dec 2022	Float MCap bn USD	7,906.75	Price/Cash Flow	10.75	5 Years	-
Base Value	1,000.00	Correlation* (250 days)	0.00	Dividend Yield	1.66	Since Inception	27.37%
		* -		* as of 30 Apr 2026		* Total Return Net Index	

## Sector Weightings

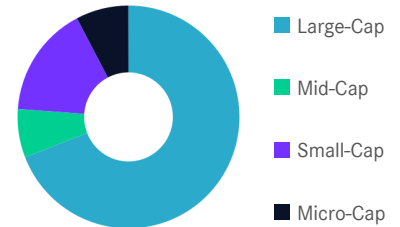
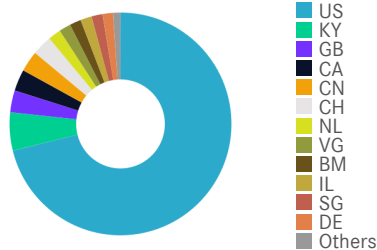
Sector	Count	Weight
Financials	45	62.33%
Unclassified	5	25.63%
Information Technology	6	8.50%
Communication Services	2	3.33%
Health Care	1	0.20%



# MarketVector™ Tokenization Technology Index

## Country and Size Weightings

Country	Count	Weight
United States	37	71.13%
Cayman Islands	4	5.55%
United Kingdom	3	3.18%
Canada	2	3.13%
China	2	3.03%
Switzerland	2	2.89%
Netherlands	2	1.87%
British Virgin Islands	1	1.71%
Bermuda	1	1.66%
Israel	1	1.65%
Singapore	1	1.62%
Germany	1	1.51%
Others	2	1.08%



Size	Count	Weight
Large-Cap (> 6 bn)	43	69.10%
Mid-Cap (1.5 bn - 6 bn)	5	7.04%
Small-Cap (0.2 bn - 1.5 bn)	8	16.17%
Micro-Cap (0.0 bn - 0.2 bn)	3	7.69%

## Index Components

Top Components by Weight	Country	Weight	Best Performing Components	YTD	1 Day
GRAYSCALE CHAINLINK TRUST	US	6.37%	DATAVAULT AI INC	-14.31%	9.38%
ISHARES ETHEREUM TRUST ETF	US	6.17%	LONDON STOCK EXCHANGE GROUP ORD	6.12%	2.75%
BITWISE SOLANA STAKING ETF	US	6.16%	WELLS FARGO & CO	-18.47%	2.17%
BITWISE XRP ETF	US	5.82%	OSL GROUP LTD	-28.35%	1.75%
GALAXY DIGITAL INC	US	2.05%	JPMORGAN CHASE & CO	-4.47%	1.63%
AKAMAI TECHNOLOGIES INC	US	1.97%			
ALPHABET INC-CL A	US	1.76%			
ETORO GROUP LTD	VG	1.71%	<b>Worst Performing Components</b>	<b>YTD</b>	<b>1 Day</b>
STATE STREET CORP	US	1.68%	CIRCLE INTERNET GROUP INC	55.93%	-6.16%
INVESCO LTD	BM	1.66%	STREAMEX CORP	-70.37%	-5.38%
TEL AVIV STOCK EXCHANGE LTD	IL	1.65%	COINBASE GLOBAL INC -CLASS A	-8.18%	-4.14%
CITIGROUP INC	US	1.63%	BAIDU INC - SPON ADR	7.10%	-4.01%
<b>Subtotal</b>		38.63%	CLOUDFLARE INC - CLASS A	-5.25%	-3.48%

## Symbols

	Symbol	ISIN	WKN	Sedol	Bloomberg	Reuters	Telekurs
<b>Price Return</b>	MVTKNQ	DE000SLOSAQ2	SLOSAQ	BVVDR4	MVTKNQ	.MVTKNQ	151555016
<b>Total Return Net</b>	MVTKNQTR	DE000SLOSAR0	SLOSAR	BVVDRM5	MVTKNQTR	.MVTKNQTR	151555025
<b>Total Return Gross</b>	-	-	-	-	-	-	-

## MarketVector™ Tokenization Technology Index

---

For further information visit [www.marketvector.com](http://www.marketvector.com)

Nothing on this factsheet shall be considered a solicitation to buy or an offer to sell a security, or any other product or service, to any person in any jurisdiction where such offer, solicitation, purchase or sale would be unlawful under the laws of such jurisdiction. Neither MarketVector Indexes GmbH nor any of its licensors makes any warranties or representations, express or implied, to the user with respect to any of the data contained herein. The data is provided for informational purposes only, and the Company shall not be responsible or liable for the accuracy, usefulness or availability of any information transmitted or made available through it. The MarketVector™ family of indexes (MarketVector™, Bluestar®, MVIS®) is protected through various intellectual property rights and unfair competition and misappropriation laws. MVIS® is a registered trademark of Van Eck Associates Corporation that has been licensed to MarketVector Indexes GmbH. MarketVector™ and MarketVector Indexes™ are pending trademarks of Van Eck Associates Corporation. BlueStar®, BlueStar Indexes®, BIGI® and BIGITech® are trademarks of MarketVector Indexes GmbH. You require a licence to launch any product whose performance is linked to the value of a particular MarketVector™ Index and for all use of the MarketVector™ name or name of the MarketVector™ Index in the marketing of the product.