

MarketVector™ Space Index

The MarketVector™ Space Index (MVWARP) is a thematic index tracking the performance of companies involved in space exploration, equipment, and communications, driving progress in the space industry.

Key Features



Index 2,562.90/508.10 2,562.90/891.97

Index Data

INDEX PARAMETERS		FUNDAMENTALS*		ANNUALISED PERFORMANCE*			
Launch Date	12 Feb 2026	Components	20	Price/Earnings Trailing	-12.95	1 Month	19.15%
Type	Sector	Volatility (250 days)	46.24	Price/Book	3.28	1 Year	192.04%
Currency	USD	Full MCap bn USD	191.76	Price/Sales	3.96	3 Years	56.36%
Base Date	31 Dec 2021	Float MCap bn USD	135.52	Price/Cash Flow	13.19	5 Years	-
Base Value	1,000.00	Correlation* (250 days)	0.00	Dividend Yield	0.31	Since Inception	24.10%

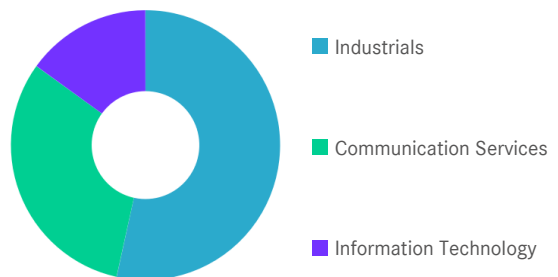
* -

* as of 30 Apr 2026

* Total Return Net Index

Sector Weightings

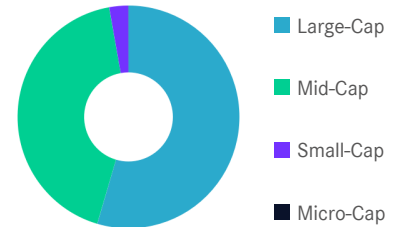
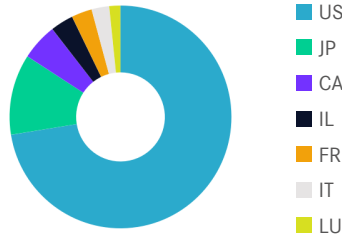
Sector	Count	Weight
Industrials	10	53.45%
Communication Services	7	31.52%
Information Technology	3	15.03%



MarketVector™ Space Index

Country and Size Weightings

Country	Count	Weight
United States	12	72.45%
Japan	3	11.71%
Canada	1	5.32%
Israel	1	3.33%
France	1	3.00%
Italy	1	2.56%
Luxembourg	1	1.63%



Size	Count	Weight
Large-Cap (> 6 bn)	8	54.55%
Mid-Cap (1.5 bn - 6 bn)	11	42.65%
Small-Cap (0.2 bn - 1.5 bn)	1	2.80%
Micro-Cap (0.0 bn - 0.2 bn)	0	0.00%

Index Components

Top Components by Weight	Country	Weight	Best Performing Components	YTD	1 Day
PLANET LABS PBC	US	9.63%	ASTROSCALE HLDG ORD	169.92%	13.04%
ROCKET LAB CORPORATION	US	9.55%	INTUITIVE MACHINES INC	99.75%	11.91%
VIASAT INC	US	7.99%	ROCKET LAB CORPORATION	68.22%	11.26%
ECHOSTAR CORP	US	6.74%	AST SPACEMOBILE INC	13.66%	9.99%
FIREFLY AEROSPACE INC	US	6.11%	REDWIRE CORP	60.00%	9.85%
INTUITIVE MACHINES INC	US	5.79%			
IRIDIUM COMMUNICATIONS INC	US	5.62%			
AST SPACEMOBILE INC	US	5.48%			
MDA SPACE LTD	CA	5.32%			
GLOBALSTAR INC	US	4.70%			
ASTROSCALE HLDG ORD	JP	4.57%			
SKY PERFECT JSAT HOLDINGS INC ORD	JP	4.35%			
Subtotal		75.84%			
			Worst Performing Components	YTD	1 Day
			AVIO SPA	0.81%	-5.65%
			FIREFLY AEROSPACE INC	70.94%	-3.63%
			SES SA	40.02%	0.04%
			GLOBALSTAR INC	34.75%	0.19%
			EUTELSAT COMMUNICATIONS SA	65.80%	0.97%

Symbols

	Symbol	ISIN	WKN	Sedol	Bloomberg	Reuters	Telekurs
Price Return	MVWARP	DE000SLOS842	SLOS84	BSHS1T8	MVWARP	.MVWARP	153482819
Total Return Net	MVWARPTR	DE000SLOS859	SLOS85	BSHS228	MVWARPTR	.MVWARPTR	153482824
Total Return Gross	-	-	-	-	-	-	-

MarketVector™ Space Index

For further information visit www.marketvector.com

Nothing on this factsheet shall be considered a solicitation to buy or an offer to sell a security, or any other product or service, to any person in any jurisdiction where such offer, solicitation, purchase or sale would be unlawful under the laws of such jurisdiction. Neither MarketVector Indexes GmbH nor any of its licensors makes any warranties or representations, express or implied, to the user with respect to any of the data contained herein. The data is provided for informational purposes only, and the Company shall not be responsible or liable for the accuracy, usefulness or availability of any information transmitted or made available through it. The MarketVector™ family of indexes (MarketVector™, Bluestar®, MVIS®) is protected through various intellectual property rights and unfair competition and misappropriation laws. MVIS® is a registered trademark of Van Eck Associates Corporation that has been licensed to MarketVector Indexes GmbH. MarketVector™ and MarketVector Indexes™ are pending trademarks of Van Eck Associates Corporation. BlueStar®, BlueStar Indexes®, BIGI® and BIGITech® are trademarks of MarketVector Indexes GmbH. You require a licence to launch any product whose performance is linked to the value of a particular MarketVector™ Index and for all use of the MarketVector™ name or name of the MarketVector™ Index in the marketing of the product.