

Truth Social™ - Yorkville American Security & Defense Index

The Truth Social™ - Yorkville American Security & Defense Index (TSSD) tracks the performance of companies that are involved in serving US national defense and cyber security industries.

Key Features



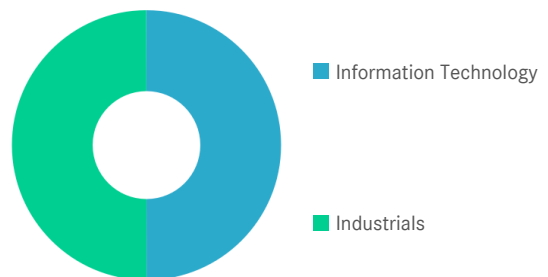
Index 2,335.24/955.59 2,335.24/1,902.38

Index Data

INDEX PARAMETERS		FUNDAMENTALS*		ANNUALISED PERFORMANCE*			
Launch Date	04 Dec 2025	Components	56	Price/Earnings Trailing	42.46	1 Month	5.63%
Type	Customized	Volatility (250 days)	19.46	Price/Book	6.13	1 Year	16.63%
Currency	USD	Full MCap bn USD	1,782.66	Price/Sales	3.24	3 Years	27.95%
Base Date	30 Dec 2022	Float MCap bn USD	1,307.98	Price/Cash Flow	29.43	5 Years	-
Base Value	1,000.00	Correlation* (250 days)	0.00	Dividend Yield	0.75	Since Inception	26.08%
		* -		* as of 30 Apr 2026		* Total Return Net Index	

Sector Weightings


Sector	Count	Weight
Information Technology	28	49.88%
Industrials	26	49.87%



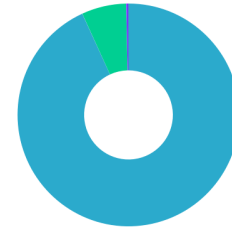
Truth Social™ - Yorkville American Security & Defense Index

Country and Size Weightings

Country	Count	Weight
United States	54	99.75%



■ US



■ Large-Cap
■ Mid-Cap
■ Small-Cap
■ Micro-Cap

Size	Count	Weight
Large-Cap (> 6 bn)	32	92.93%
Mid-Cap (1.5 bn - 6 bn)	19	6.49%
Small-Cap (0.2 bn - 1.5 bn)	3	0.33%
Micro-Cap (0.0 bn - 0.2 bn)	0	0.00%

Index Components

Top Components by Weight	Country	Weight	Best Performing Components	YTD	1 Day
PALO ALTO NETWORKS INC	US	8.93%	NLIGHT INC	126.47%	14.94%
RTX CORPORATION	US	8.04%	PLANET LABS PBC	112.17%	7.17%
CROWDSTRIKE HOLDINGS INC	US	6.67%	NETSCOUT SYSTEMS INC	50.30%	4.04%
LOCKHEED MARTIN CORP	US	6.45%	ONDAS HOLDINGS INC	-3.48%	3.97%
FORTINET INC	US	6.26%	VOYAGER TECHNOLOGIES INC	17.90%	3.63%
PALANTIR TECHNOLOGIES INC	US	5.73%			
GENERAL DYNAMICS CORP	US	5.43%			
NORTHROP GRUMMAN CORP	US	4.85%			
L3HARRIS TECHNOLOGIES INC	US	4.68%			
CLOUDFLARE INC - CLASS A	US	4.01%			
AXON ENTERPRISE INC	US	3.07%			
CURTISS-WRIGHT CORP	US	2.87%			
Subtotal		66.98%			
			Worst Performing Components	YTD	1 Day
			RAPID7 INC	-58.09%	-7.68%
			SAILPOINT INC	-41.82%	-3.76%
			KARMAN HOLDINGS INC	-19.61%	-3.32%
			QUALYS INC	-31.13%	-2.92%
			BOOZ ALLEN HAMILTON HOLDING CORP	-10.49%	-2.71%

Symbols

	Symbol	ISIN	WKN	Sedol	Bloomberg	Reuters	Telekurs
Price Return	TSSD	DE000A4AQWR4	A4AQWR	BTFXW44	TSSD	.TSSD	151313277
Total Return Net	TSSDTR	DE000A4AQWS2	A4AQWS	BTFXW55	TSSDTR	.TSSDTR	151313282
Total Return Gross	-	-	-	-	-	-	-

Truth Social™ - Yorkville American Security & Defense Index

For further information visit www.marketvector.com

Nothing on this factsheet shall be considered a solicitation to buy or an offer to sell a security, or any other product or service, to any person in any jurisdiction where such offer, solicitation, purchase or sale would be unlawful under the laws of such jurisdiction. Neither MarketVector Indexes GmbH nor any of its licensors makes any warranties or representations, express or implied, to the user with respect to any of the data contained herein. The data is provided for informational purposes only, and the Company shall not be responsible or liable for the accuracy, usefulness or availability of any information transmitted or made available through it. The MarketVector™ family of indexes (MarketVector™, Bluestar®, MVIS®) is protected through various intellectual property rights and unfair competition and misappropriation laws. MVIS® is a registered trademark of Van Eck Associates Corporation that has been licensed to MarketVector Indexes GmbH. MarketVector™ and MarketVector Indexes™ are pending trademarks of Van Eck Associates Corporation. BlueStar®, BlueStar Indexes®, BIGI® and BIGITech® are trademarks of MarketVector Indexes GmbH. You require a licence to launch any product whose performance is linked to the value of a particular MarketVector™ Index and for all use of the MarketVector™ name or name of the MarketVector™ Index in the marketing of the product.