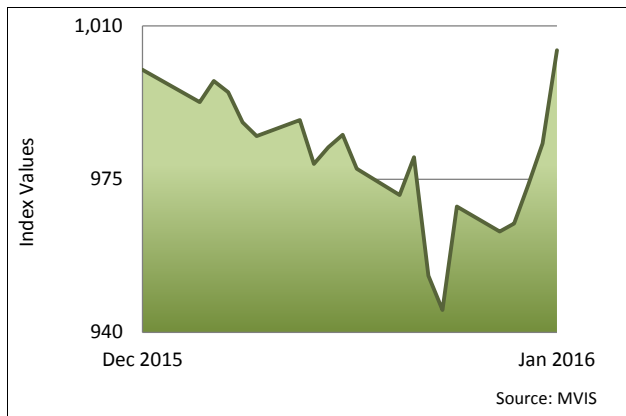


MARKET VECTORS INDEX SOLUTIONS ANNOUNCES BEST PERFORMING MARKET VECTORS INDICES IN JANUARY

Frankfurt (1 February 2016) – Market Vectors Index Solutions GmbH (MVIS) today announced the two top performing Market Vectors Indices of January 2016 for the following index categories: MV Hard Assets/Sector Indices, MV Country Indices, MV Australia Indices, MV Long/Short Equity Indices, MV Bond Indices and MV GDP Indices.

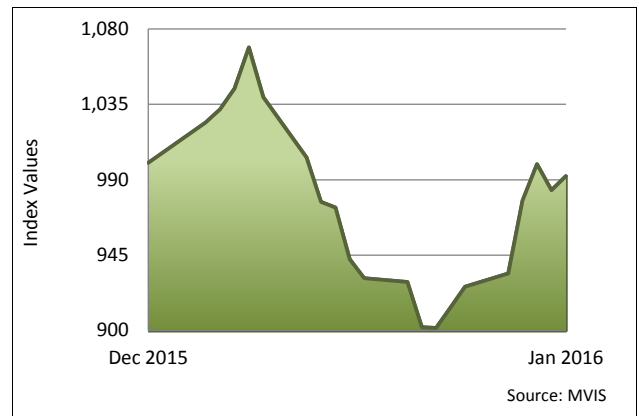
Market Vectors Hard Assets and Sector Indices

MV Glb. Uranium & Nuclear Energy Index (MVNLRTR)
Month-To-Date/Year-To-Date Performance: 0.45%



The Index is licensed.

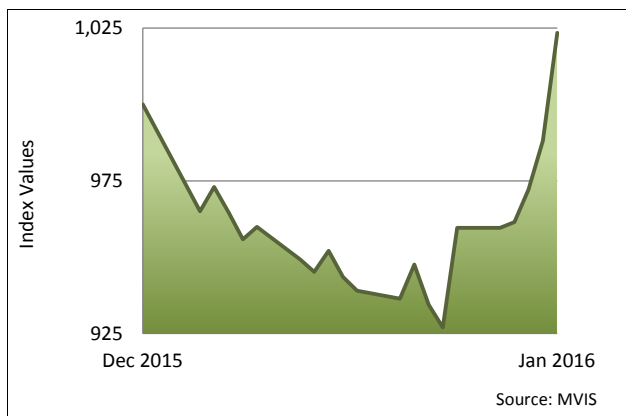
MV Global Junior Gold Miners Index (MVGDXJTR)
Month-To-Date/Year-To-Date Performance: -0.79%



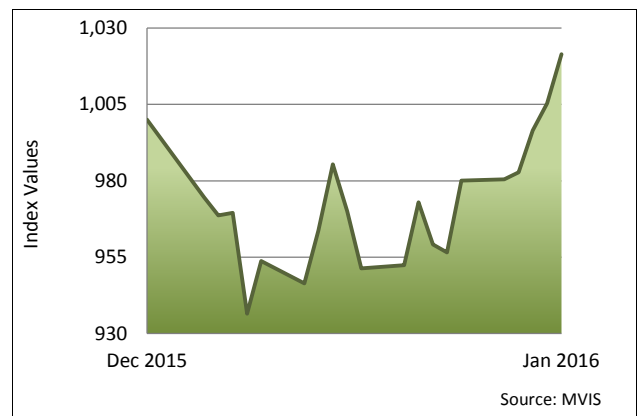
The Index is licensed.

Market Vectors Country Indices

MV Malaysia Index (MVMYSTR)
Month-To-Date/Year-To-Date Performance: 2.34%

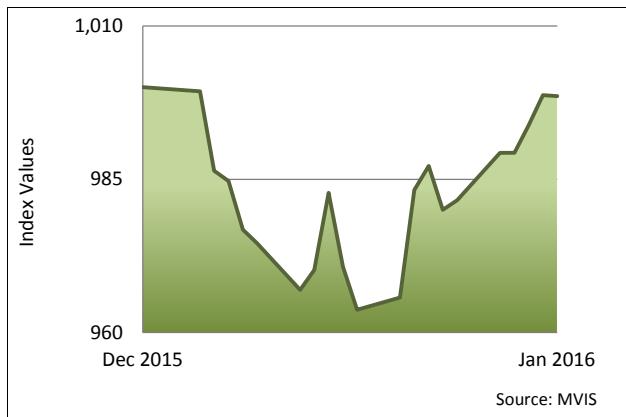


MV Thailand Index (MVTHATR)
Month-To-Date/Year-To-Date Performance: 2.15%



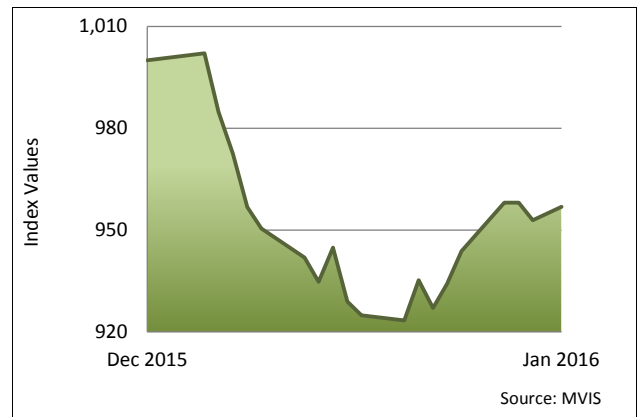
Market Vectors Australia Indices

MV Australia A-REITs Index (AUD) (MVMVATR)
Month-To-Date/Year-To-Date Performance: -0.14%



The Index is licensed.

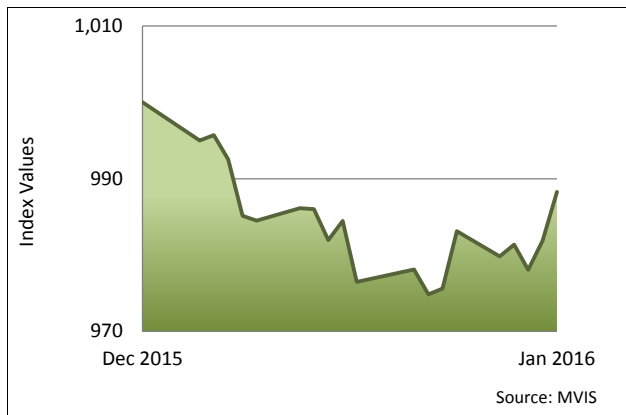
MV Australia S-C Div. Payers Index (AUD) (MVMVSTR)
Month-To-Date/Year-To-Date Performance: -4.31%



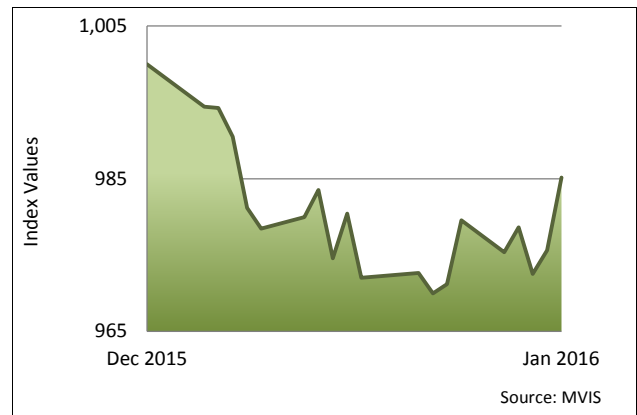
The Index is licensed.

Market Vectors Long/Short Equity Indices

MV EM Long/Short Equity Index (MVLSEMTR)
Month-To-Date/Year-To-Date Performance: -1.17%



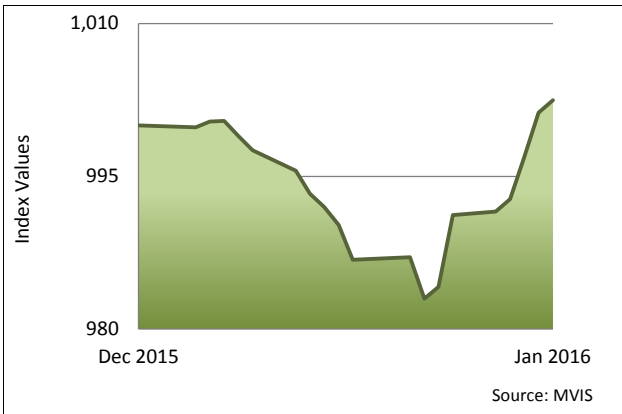
MV North Am. Long/Short Equity Index (MVLSNATR)
Month-To-Date/Year-To-Date Performance: -1.48%



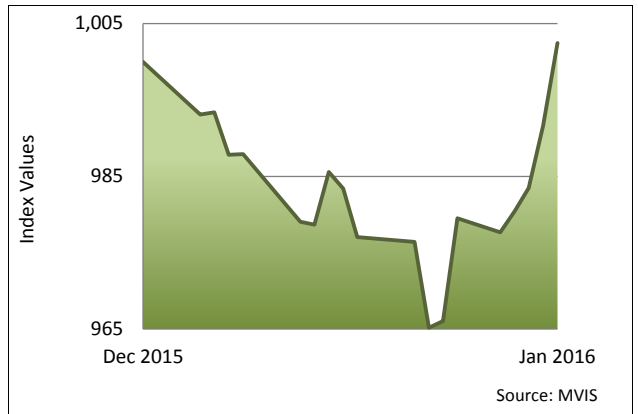
The Index is licensed.

Market Vectors Bond Indices

MV EM Sovereign Bond Index (USD&EUR) (MVEMSD)
 Month-To-Date/Year-To-Date Performance: 0.25%

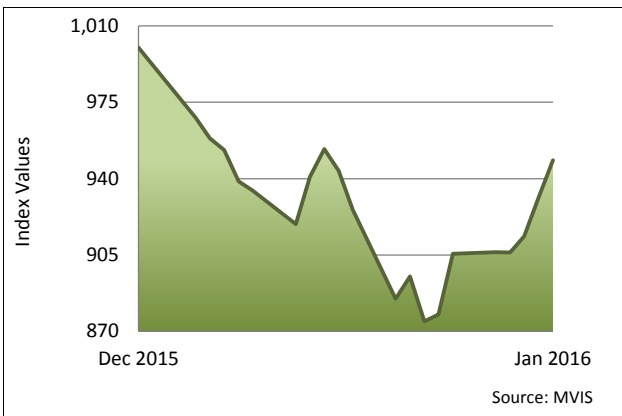


MV EM Sovereign Bond Index (local FX) (MVEMSL)
 Month-To-Date/Year-To-Date Performance: 0.25%

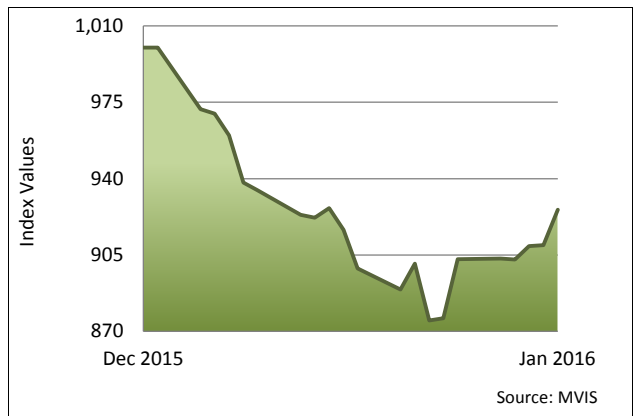


Market Vectors GDP Indices

MV GDP Emerging Europe ex Russia Index (MVUXRTR)
 Month-To-Date/Year-To-Date Performance: -5.16%



MV GDP World ex US Index (MVGDPITR)
 Month-To-Date/Year-To-Date Performance: -7.43%



All index values are rebased to 1000.

Market Vectors Indices are licensed to underlie financial products. Detailed information can be found under [Licensing](http://www.marketvectorsindices.com) on www.marketvectorsindices.com.

###

Contact

Lars Hamich (CEO), Market Vectors Index Solutions

+49 (0)69 4056 695 10

lars.hamich@mindices.com

Bettina Hessler, Market Vectors Index Solutions

+49 (0)69 4056 695 22

bettina.hessler@mindices.com

Note to Editors

About Market Vectors Index Solutions (MVIS)

Market Vectors Index Solutions develops, monitors, and licenses the Market Vectors Indices. The indices are a selection of focused, investable and diversified benchmark indices that are licensed to underlie financial products. They cover several asset classes, including hard assets and international equity markets as well as fixed income markets.

Approximately USD 7.9 billion in assets under management are currently invested in financial products based on Market Vectors Indices. Market Vectors Index Solutions is a Van Eck Company.