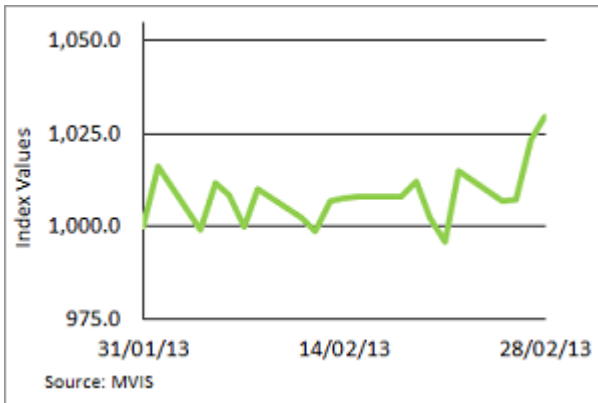


February 2013 Best Performing Market Vectors Indices

Frankfurt (1 March 2013) – Market Vectors Index Solutions GmbH (MVIS – www.marketvectorsindices.com) today announced the top performing Market Vectors Indices during February 2013 for the following index categories: MV Hard Assets/Sector Indices, MV Country Indices, MV Australia Indices and MV Hedge Fund Beta Indices.

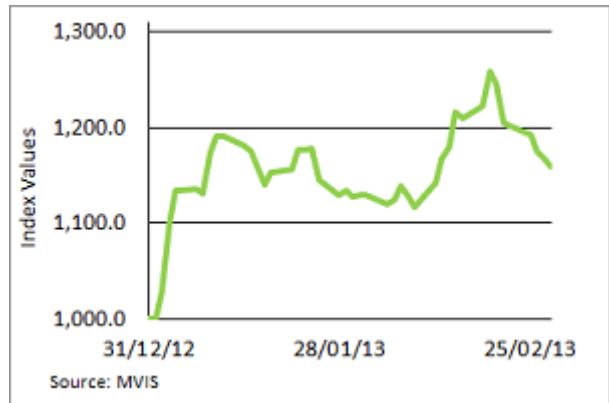
Market Vectors Hard Assets and Sector Indices

MV US Listed Biotech 25 Index (MVBHTR)
 Month-To-Date Performance: 2.97%



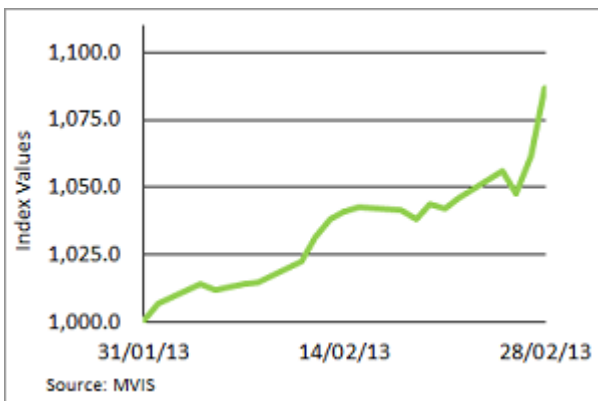
The Index is licensed.

MV Global Solar Energy Index (MVKWTR)
 Year-To-Date Performance: 16.03%



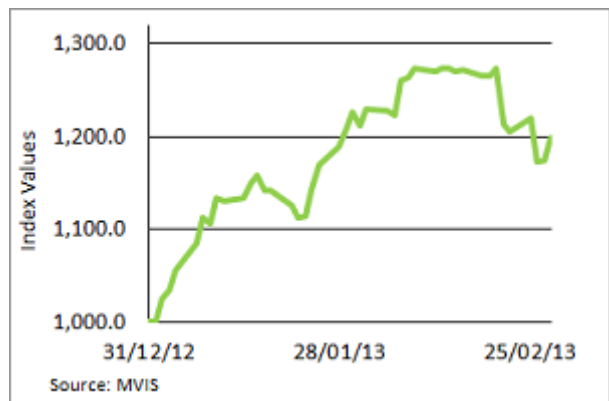
Market Vectors Country Indices

MV Indonesia Index (MVIDXTR)
 Month-To-Date Performance: 8.66%



The Index is licensed.

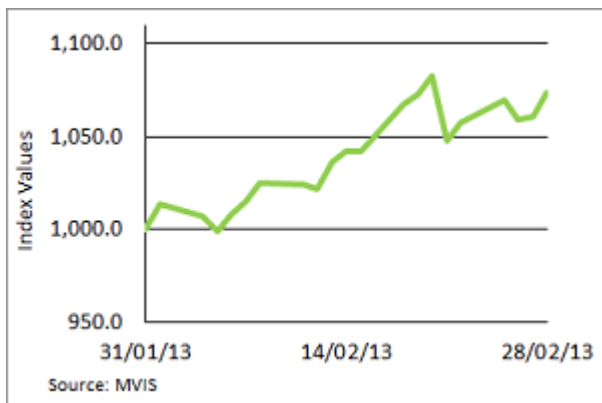
MV Vietnam Index (MNVNMTR)
 Year-To-Date Performance: 19.82%



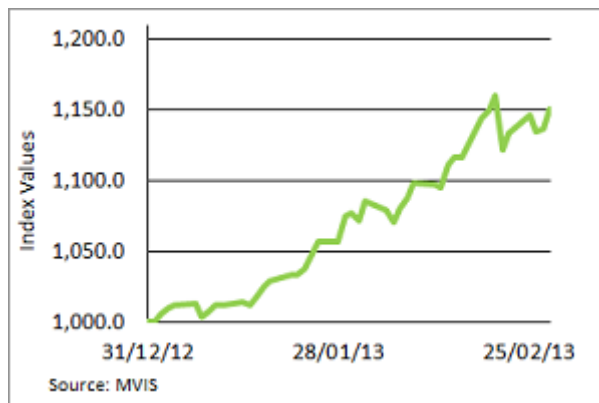
The Index is licensed.

Market Vectors Australia Indices

MV Australia Banks Index (MVFIXTR)
Month-To-Date Performance: 7.41%

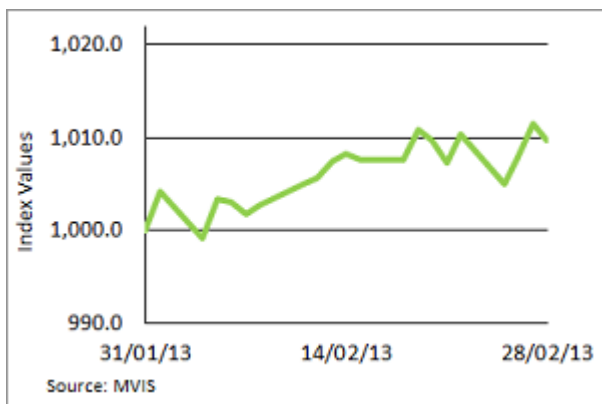


MV Australia Banks Index (MVFIXTR)
Year-To-Date Performance: 15.10%

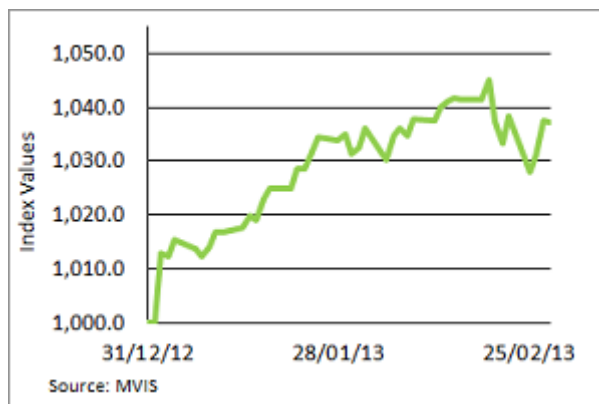


Market Vectors Hedge Fund Beta Indices

MV W. Europe L/S Equity HF Beta Index (MVLWETR)
Month-To-Date Performance: 0.98%



MV North Am. L/S Equity HF Beta Index (MVLNATR)
Year-To-Date Performance: 3.72%



All index values are rebased to 1000.

Market Vectors Indices are licensed to underlie financial products. Detailed information can be found under [Licensing](http://www.marketvectorsindices.com) on www.marketvectorsindices.com.

###

Contact

Lars Hamich (CEO), Market Vectors Index Solutions
 +49 (0)69 4056 695 10
lars.hamich@mvindices.com

Mike MacMillan, MacMillan Communications

+1 212 473 4442

mike@macmillancom.com

Note to Editors

About Market Vectors Index Solutions GmbH (MVIS).

Market Vectors Index Solutions develops, monitors and licenses the Market Vectors Indices, a selection of focused, investable and diversified benchmark indices. The indices are especially designed to underlie financial products. Market Vectors Indices cover several asset classes, including hard assets and international equity markets as well as fixed income markets and are licensed to serve as underlying indices for financial products. Approximately USD 8.3 billion in assets under management are currently invested in financial products based on Market Vectors Indices. MVIS is a wholly owned subsidiary of Van Eck Associates Corporation (also known as Van Eck Global).