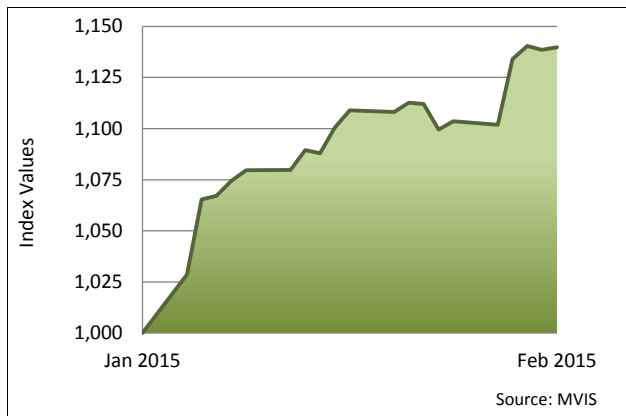


## MARKET VECTORS INDEX SOLUTIONS ANNOUNCES BEST PERFORMING MARKET VECTORS INDICES IN FEBRUARY

Frankfurt (2 March 2015) – Market Vectors Index Solutions (MVIS) today announced the top performing Market Vectors Indices during February 2015 for the following index categories: MV Hard Assets/Sector Indices, MV Country Indices, MV Australia Indices, MV Long/Short Equity Indices, MV Bond Indices and MV GDP Indices.

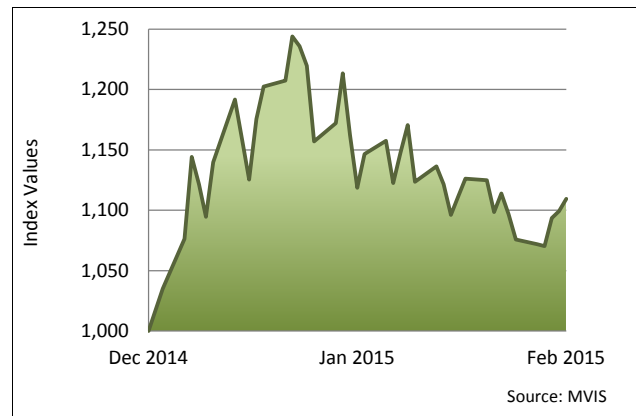
### Market Vectors Hard Assets and Sector Indices

**MV Global Solar Energy Index (MVKWTTR)**  
Month-To-Date Performance: 13.98%



The Index is licensed.

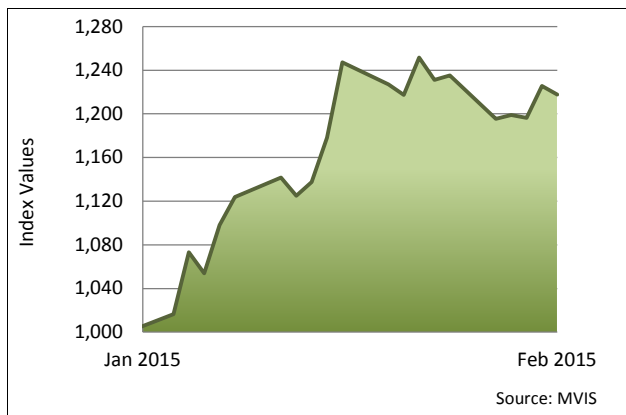
**MV Global Junior Gold Miners Index (MVGDXJTR)**  
Year-To-Date Performance: 10.96%



The Index is licensed.

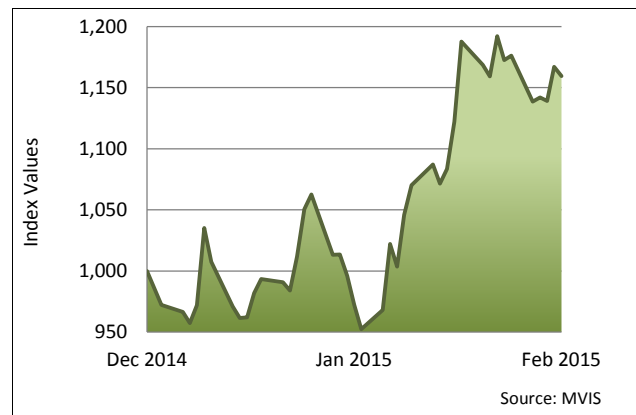
### Market Vectors Country Indices

**MV Russia Index (MVR SXTR)**  
Month-To-Date Performance: 21.76%



The Index is licensed.

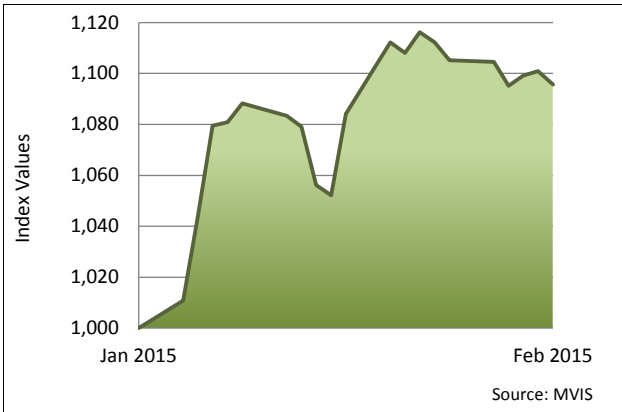
**MV Russia Index (MVR SXTR)**  
Year-To-Date Performance: 15.96%



The Index is licensed.

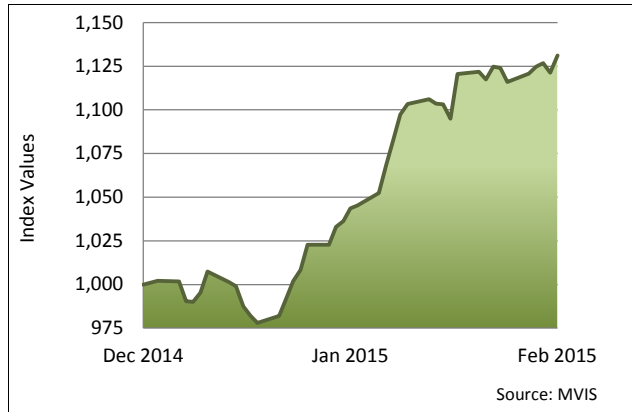
**Market Vectors Australia Indices**

**MV Australia Junior Energy & Mining Index (MVMVETR)**  
**Month-To-Date Performance: 9.56%**



The Index is licensed.

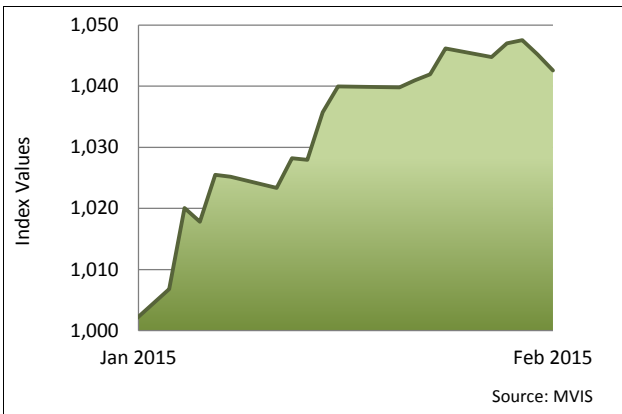
**MV Australia Banks Index (MVMVBTR)**  
**Year-To-Date Performance: 13.11%**



The Index is licensed.

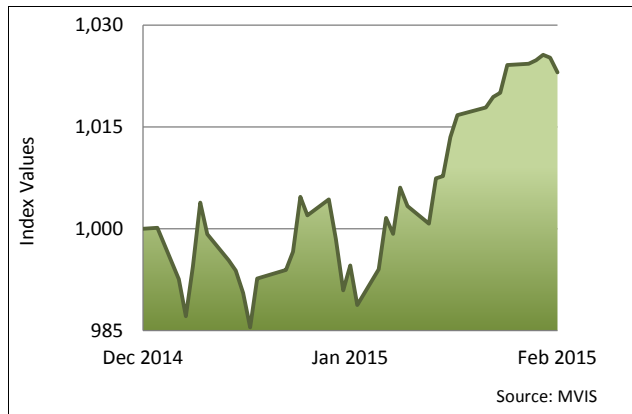
**Market Vectors Long/Short Equity Indices**

**MV North America L/S Equity Index (MVLSNATR)**  
**Month-To-Date Performance: 4.26%**



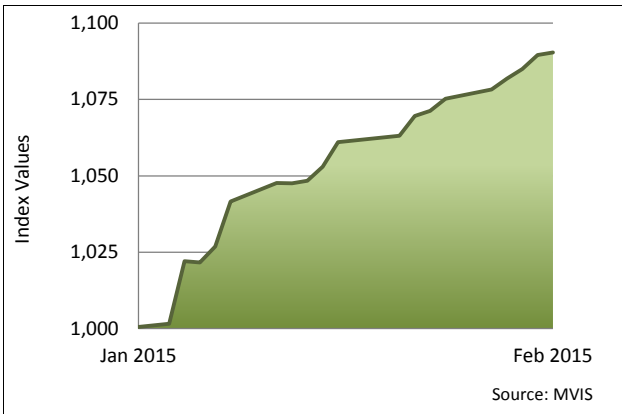
The Index is licensed.

**MV Global L/S Equity Index (MVLSGLTR)**  
**Year-To-Date Performance: 2.31%**

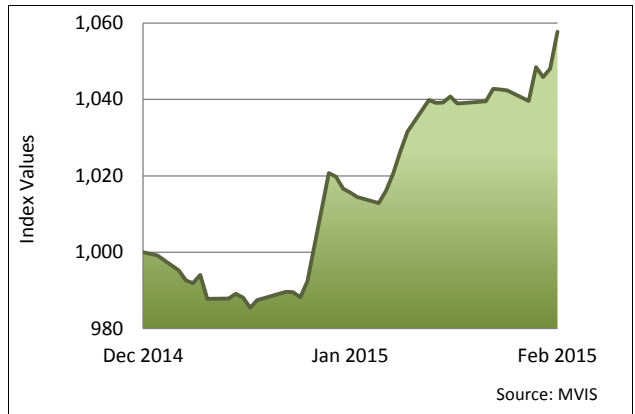


**Market Vectors Bond Indices**

**MV Altman N. Am. Distressed Bond Index (MVRCDI)**  
**Month-To-Date Performance: 9.04%**

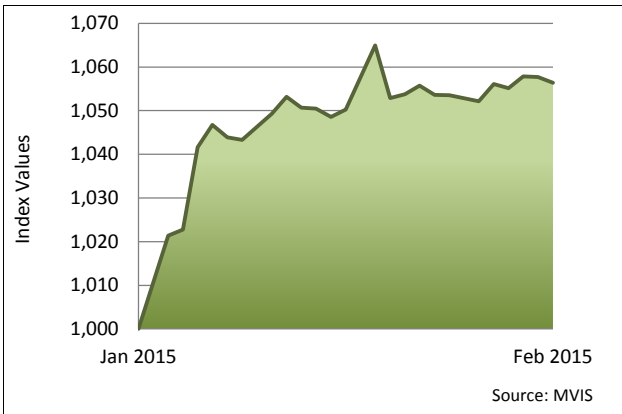


**MV Altman N. Am. Defaulted Bond Index (MVRCDE)**  
**Year-To-Date Performance: 5.78%**

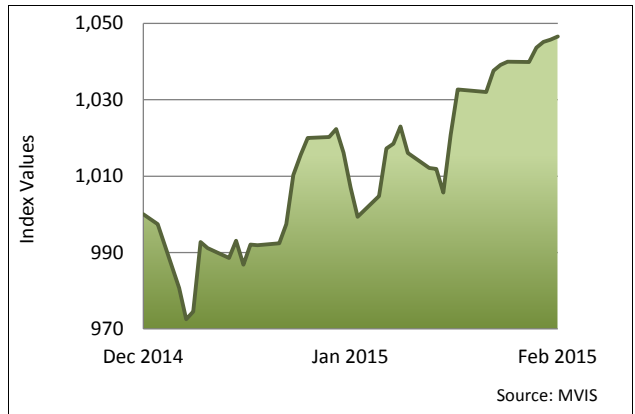


**Market Vectors GDP Indices**

**MV GDP GCC Index (MVMESTR)**  
**Month-To-Date Performance: 5.64%**



**MV GDP World ex US Index (MVGDPITR)**  
**Year-To-Date Performance: 4.65%**



The Index is licensed.

All index values are rebased to 1000.

Market Vectors Indices are licensed to underlie financial products. Detailed information can be found under [licensing on marketvectorsindices.com](http://licensing.on.marketvectorsindices.com).

###

**Contact**

Lars Hamich (CEO), Market Vectors Index Solutions  
+49 (0)69 4056 695 10  
[lars.hamich@mindices.com](mailto:lars.hamich@mindices.com)

Bettina Hessler, Market Vectors Index Solutions  
+49 (0)69 4056 695 22  
[bettina.hessler@mindices.com](mailto:bettina.hessler@mindices.com)

**Note to Editors**

About Market Vectors Index Solutions (MVIS)

Market Vectors Index Solutions develops, monitors, and licenses the Market Vectors Indices. The indices are a selection of focused, investable and diversified benchmark indices that are licensed to underlie financial products. They cover several asset classes, including hard assets and international equity markets as well as fixed income markets.

Approximately USD 11 billion in assets under management are currently invested in financial products based on Market Vectors Indices. MVIS is a wholly owned subsidiary of Van Eck Associates Corporation.