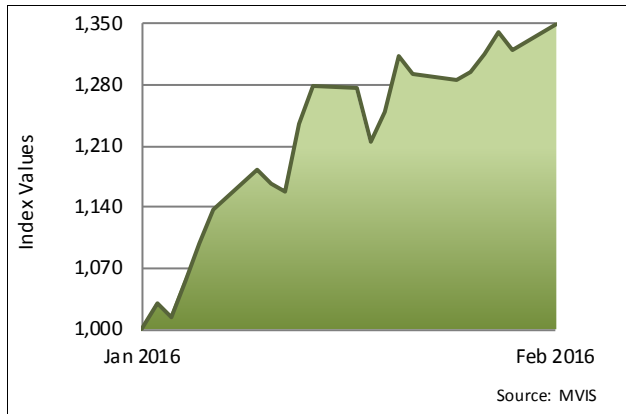


MARKET VECTORS INDEX SOLUTIONS ANNOUNCES BEST PERFORMING MARKET VECTORS INDICES IN FEBRUARY

Frankfurt (1 March 2016) – Market Vectors Index Solutions (MVIS) today announced the top performing Market Vectors Indices during February 2016 for the following index categories: MV Hard Assets/Sector Indices, MV Country Indices, MV Australia Indices, MV Long/Short Equity Indices, MV Bond Indices and MV GDP Indices.

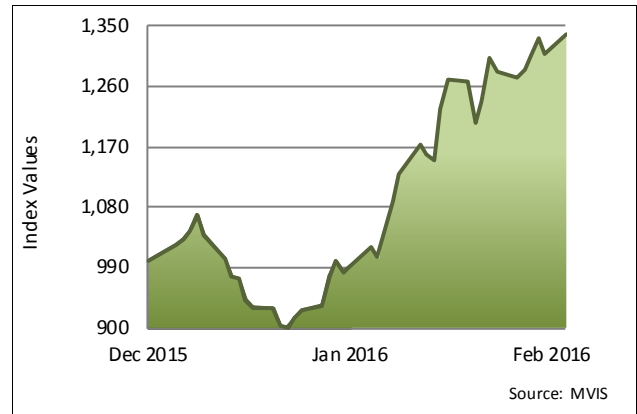
Market Vectors Hard Assets and Sector Indices

MV Global Junior Gold Miners Index (MVGDXJTR)
Month-To-Date Performance: 35.00%



The Index is licensed.

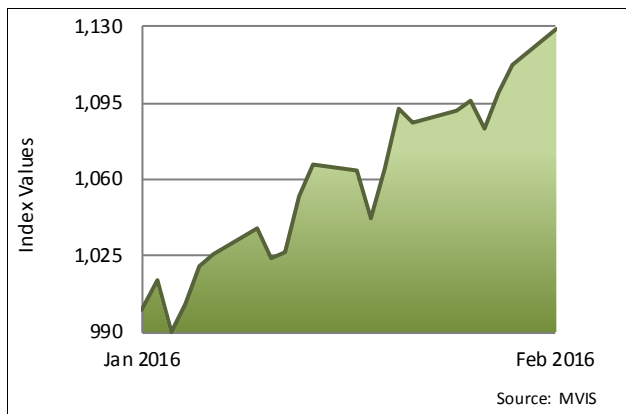
MV Global Junior Gold Miners Index (MVGDXJTR)
Year-To-Date Performance: 33.94%



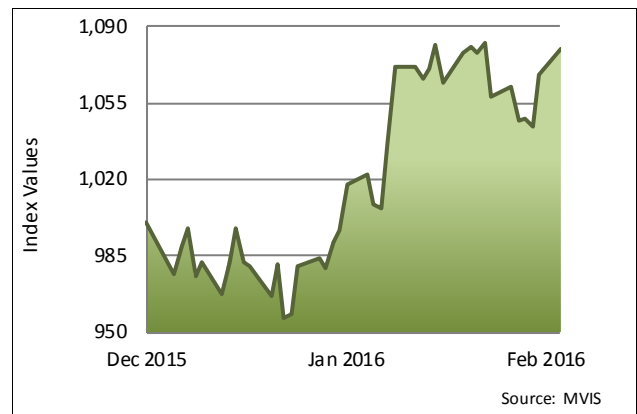
The Index is licensed.

Market Vectors Country Indices

MV Nigeria-Focused W-Africa Index (MVLGOSTR)
Month-To-Date Performance: 12.88%



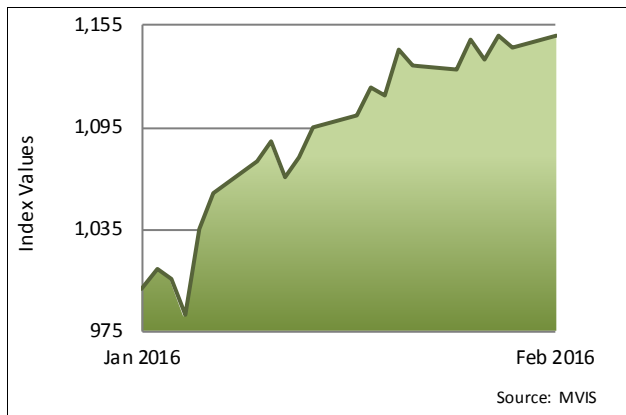
MV Indonesia Index (MVIDXTR)
Year-To-Date Performance: 8.03%



The Index is licensed.

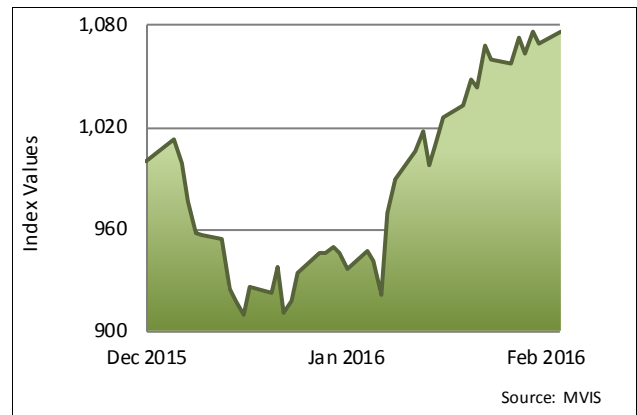
Market Vectors Australia Indices

MV AU Jr. Energy and Mining Index (AUD) (MVMVETR)
Month-To-Date Performance: 14.90%



The Index is licensed.

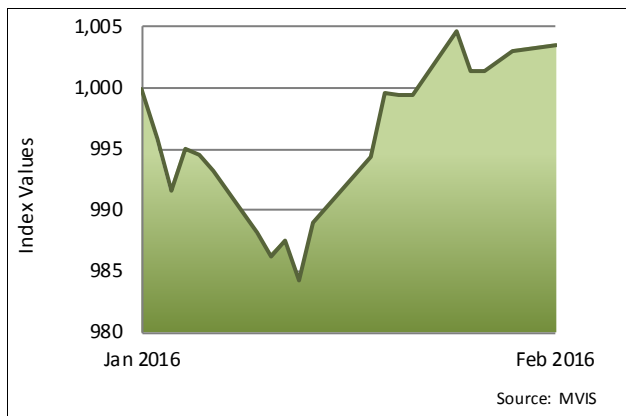
MV AU Jr. Energy and Mining Index (AUD) (MVMVETR)
Year-To-Date Performance: 7.61%



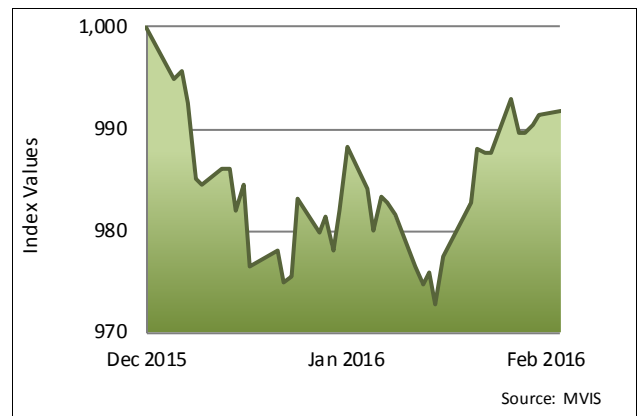
The Index is licensed.

Market Vectors Long/Short Equity Indices

MV EM Long/Short Equity Index (MVLSEMTR)
Month-To-Date Performance: 0.36%

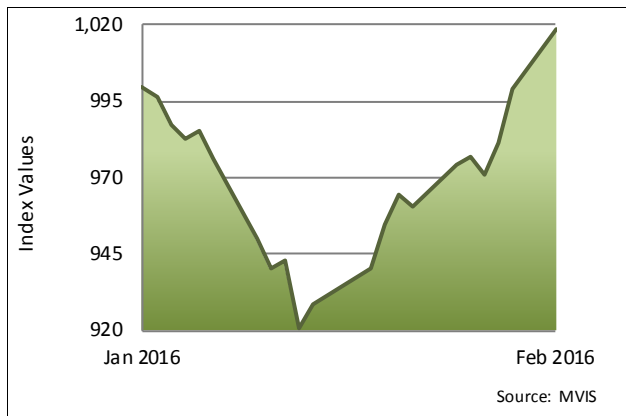


MV EM Long/Short Equity Index (MVLSEMTR)
Year-To-Date Performance: -0.82%

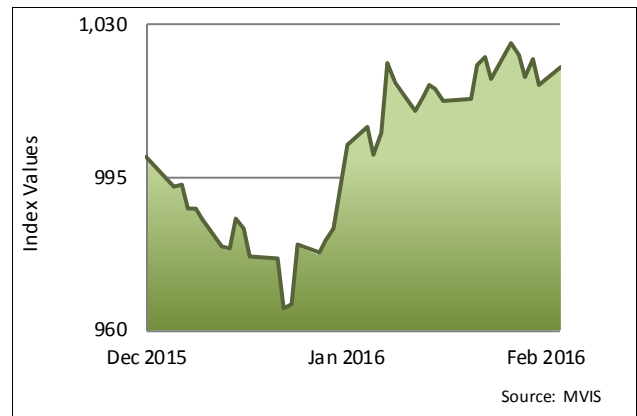


Market Vectors Bond Indices

MV Altman N. Am. Distressed Bond Index (MVRCDI)
Month-To-Date Performance: 1.87%

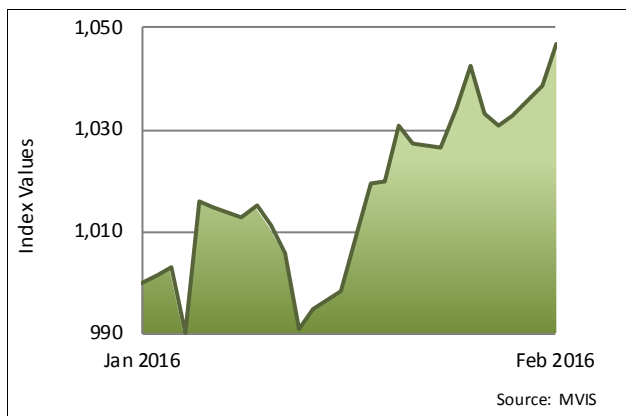


MV EM Sovereign Bond Index (local FX) (MVEMSL)
Year-To-Date Performance: 2.05%



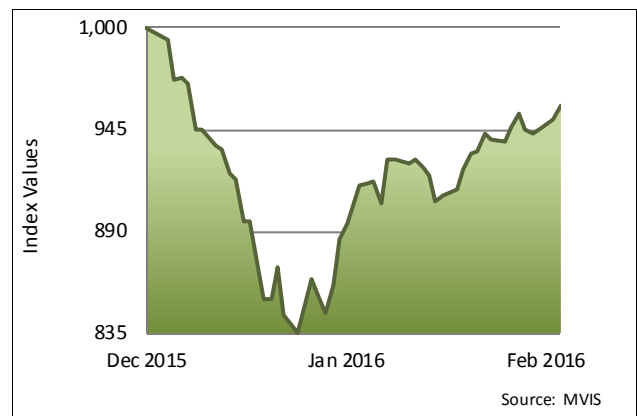
Market Vectors GDP Indices

MV GDP GCC Index (MVMESTR)
Month-To-Date Performance: 4.70%



The Index is licensed.

MV GDP GCC Index (MVMESTR)
Year-To-Date Performance: -4.23%



The Index is licensed.

All index values are rebased to 1000.

Market Vectors Indices are licensed to underlie financial products. Detailed information can be found under [licensing](http://marketvectorsindices.com) on marketvectorsindices.com.

###

Contact

Lars Hamich (CEO), Market Vectors Index Solutions
+49 (0)69 4056 695 10
lars.hamich@vaneck.com

Bettina Hessler, Market Vectors Index Solutions
+49 (0)69 4056 695 22
bettina.hessler@mwindices.com

Note to Editors

About Market Vectors Index Solutions (MVIS)

Market Vectors Index Solutions develops, monitors, and licenses the Market Vectors Indices. The indices are a selection of focused, investable and diversified benchmark indices that are licensed to underlie financial products. They cover several asset classes, including hard assets and international equity markets as well as fixed income markets. Approximately USD 8.2 billion in assets under management are currently invested in financial products based on Market Vectors Indices.

Market Vectors Index Solutions is a VanEck company.