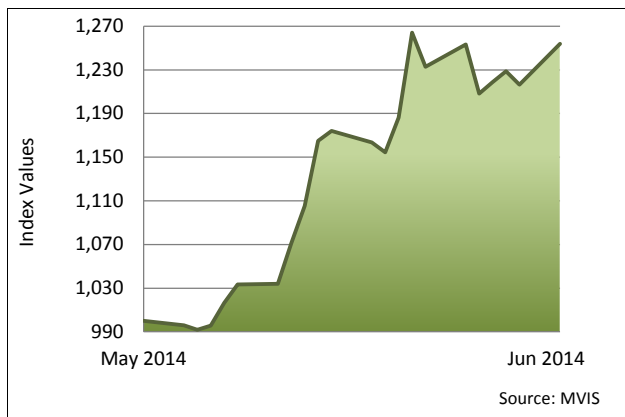


## MARKET VECTORS INDEX SOLUTIONS ANNOUNCES BEST PERFORMING MARKET VECTORS INDICES IN JUNE

Frankfurt (1 July 2014) – Market Vectors Index Solutions GmbH (MVIS) today announced the top performing Market Vectors Indices during June 2014 for the following index categories: MV Hard Assets/Sector Indices, MV Country Indices, MV Australia Indices, MV Long/Short Equity Indices, MV Bond Indices and MV GDP Indices.

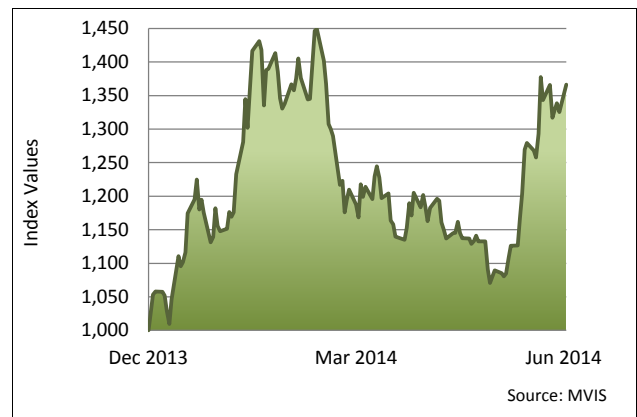
### Market Vectors Hard Assets and Sector Indices

**MV Global Junior Gold Miners Index (MVGDXJTR)**  
Month-To-Date Performance: 25.40%



The Index is licensed.

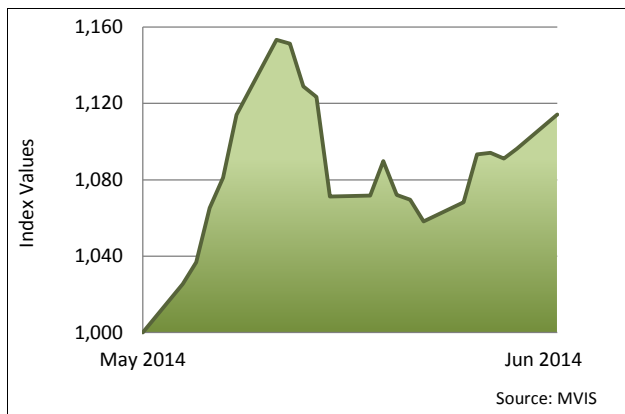
**MV Global Junior Gold Miners Index (MVGDXJTR)**  
Year-To-Date Performance: 36.65%



The Index is licensed.

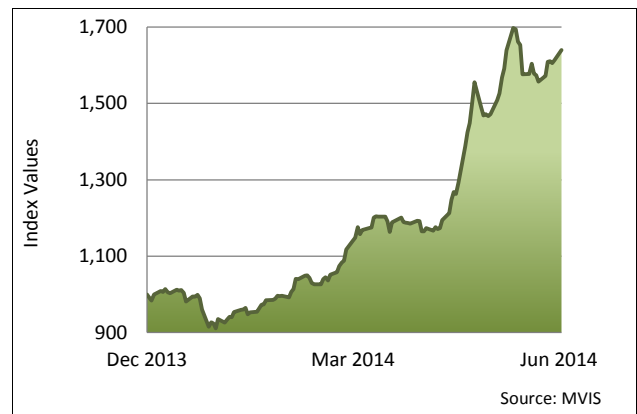
### Market Vectors Country Indices

**MV India Small-Cap Index (MVSCIFTR)**  
Month-To-Date Performance: 11.42%



The Index is licensed.

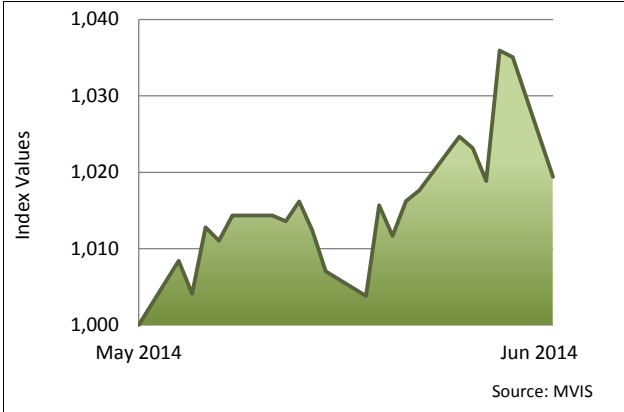
**MV India Small-Cap Index (MVSCIFTR)**  
Year-To-Date Performance: 63.96%



The Index is licensed.

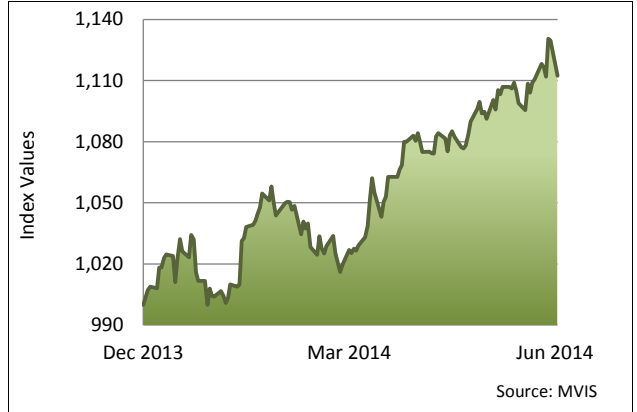
**Market Vectors Australia Indices**

**MV Australia A-REITs Index (MVMVATR)**  
**Month-To-Date Performance: 1.94%**



The Index is licensed.

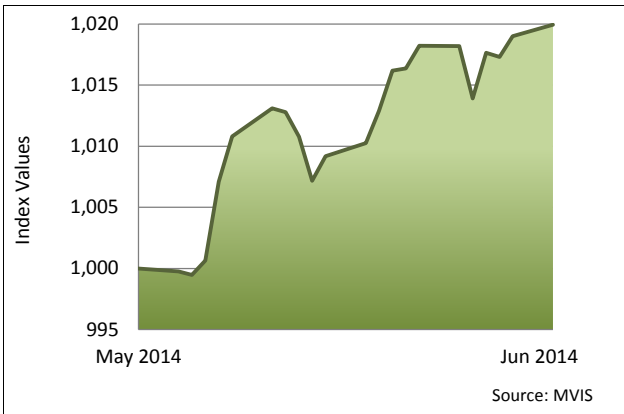
**MV Australia A-REITs Index (MVMVATR)**  
**Year-To-Date Performance: 11.25%**



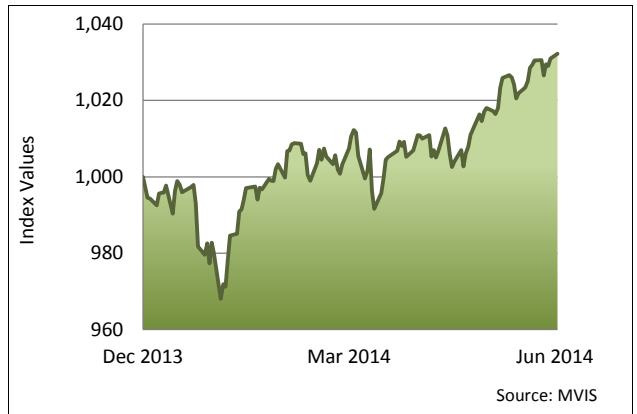
The Index is licensed.

**Market Vectors Long/Short Equity Indices**

**MV North Am. L/S Equity Index (MVLNATR)**  
**Month-To-Date Performance: 1.99%**

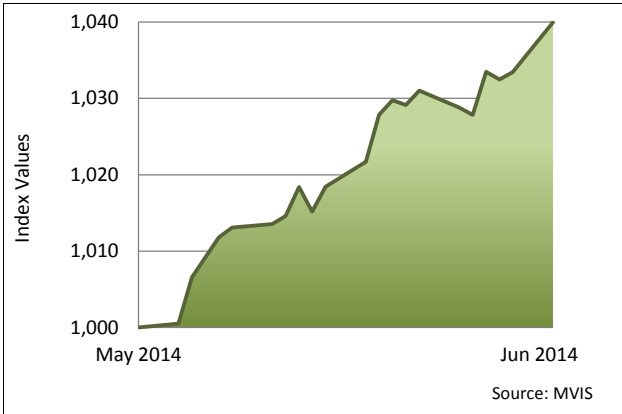


**MV Global L/S Equity Index (MVLNGLTR)**  
**Year-To-Date Performance: 3.22%**

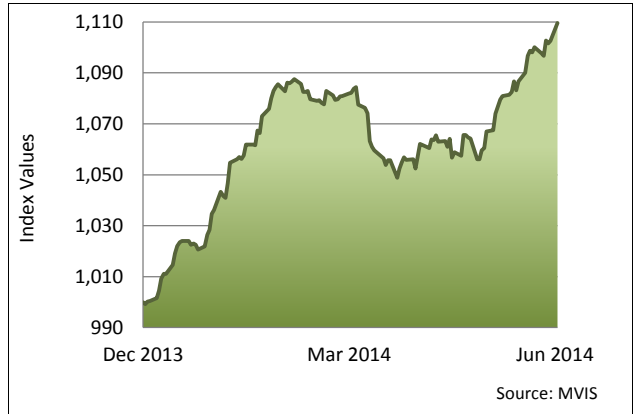


**Market Vectors Bond Indices**

**MV Altman N. Am. Defaulted Bond Index (MVRCDE)**  
**Month-To-Date Performance: 4.00%**

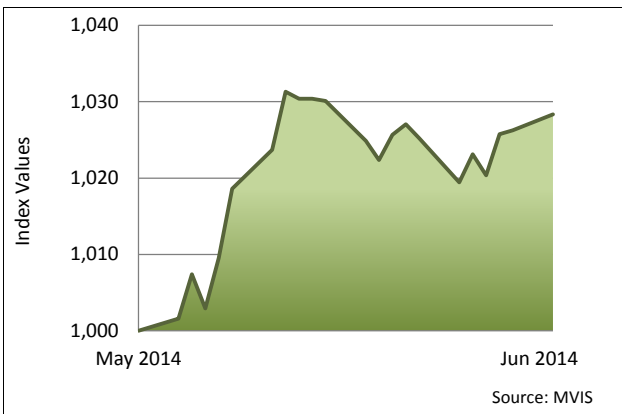


**MV Altman N. Am. Defaulted Bond Index (MVRCDE)**  
**Year-To-Date Performance: 10.96%**

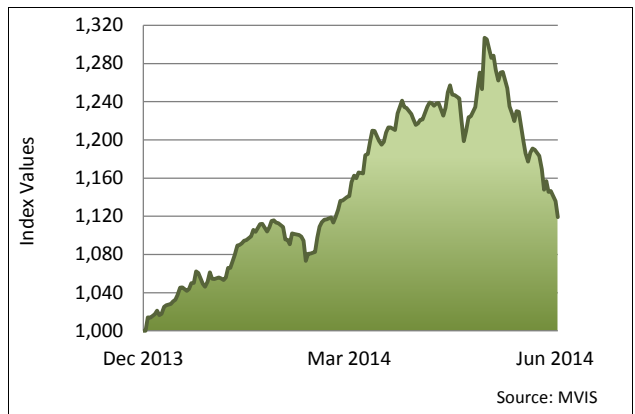


**Market Vectors GDP Indices**

**MV GDP EM Index (MVGDPMTR)**  
**Month-To-Date Performance: 2.83%**



**MV GDP GCC Index (MVMESTR)**  
**Year-To-Date Performance: 11.93%**



The Index is licensed.

All index values are rebased to 1000.

Market Vectors Indices are licensed to underlie financial products. Detailed information can be found under [Licensing on www.marketvectorsindices.com](http://www.marketvectorsindices.com).

###

**Contact**

Lars Hamich (CEO), Market Vectors Index Solutions

+49 (0)69 4056 695 10

[lars.hamich@mindices.com](mailto:lars.hamich@mindices.com)

Mike MacMillan, MacMillan Communications

+1 212 473 4442

[mike@macmillancom.com](mailto:mike@macmillancom.com)

**Note to Editors**

About Market Vectors Index Solutions GmbH (MVIS).

Market Vectors Index Solutions develops, monitors and licenses the Market Vectors Indices, a selection of focused, investable and diversified benchmark indices. The indices are especially designed to underlie financial products. Market Vectors Indices cover several asset classes, including hard assets and international equity markets as well as fixed income markets and are licensed to serve as underlying indices for financial products.

Approximately USD 12.5 billion in assets under management are currently invested in financial products based on Market Vectors Indices. MVIS is a wholly owned subsidiary of Van Eck Associates Corporation.