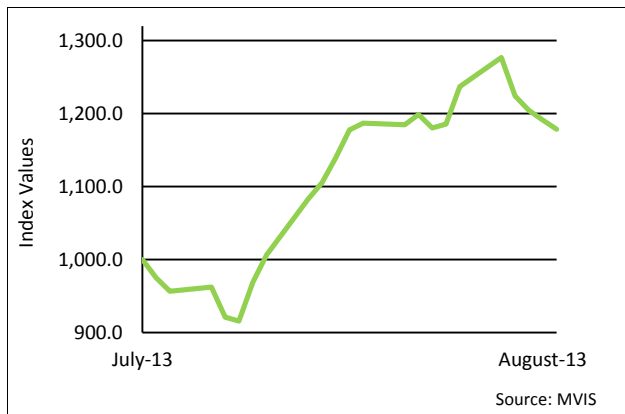


Market Vectors Index Solutions Announces Best Performing Market Vectors Indices in August 2013

Frankfurt (2 September 2013) – Market Vectors Index Solutions (MVIS – www.marketvectorsindices.com) today announced the top performing Market Vectors Indices during August 2013 for the following index categories: MV Hard Assets/Sector Indices, MV Country Indices, MV Australia Indices, MV Hedge Fund Beta Indices and MV GDP Indices.

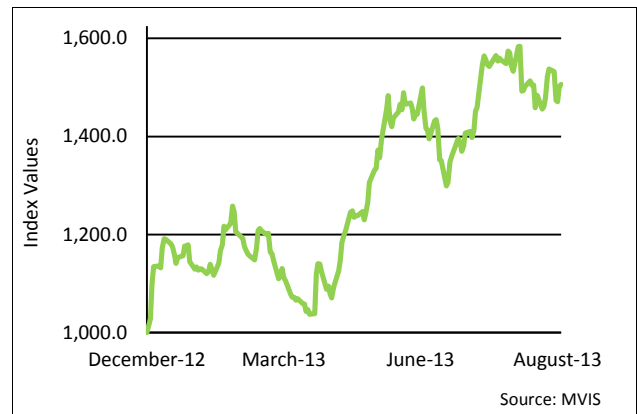
Market Vectors Hard Assets and Sector Indices

MV Global Junior Gold Miners Index (MVGDXJTR)
Month-To-Date Performance: 17.85%



The Index is licensed.

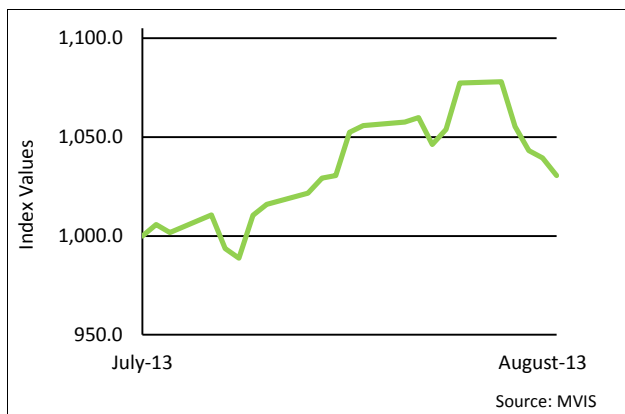
MV Global Solar Index (MVKWTTR)
Year-To-Date Performance: 50.60%



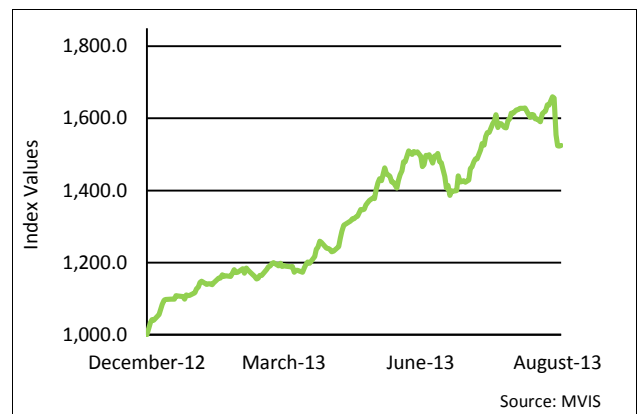
The Index is licensed.

Market Vectors Country Indices

MV Nigeria-Focused W-Africa Index (MVLGOSTR)
Month-To-Date Performance: 3.06%

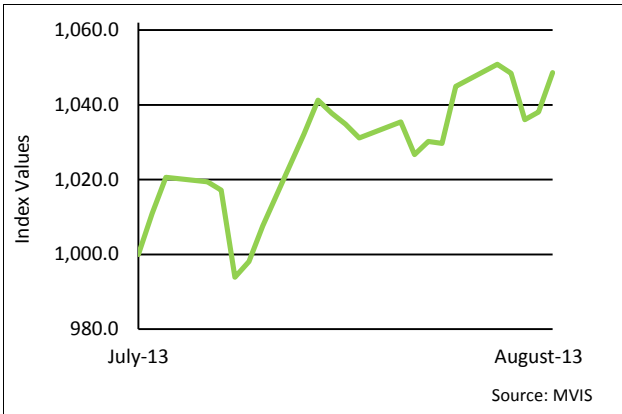


MV United Arab Emirates Index (MVARETR)
Year-To-Date Performance: 52.50%

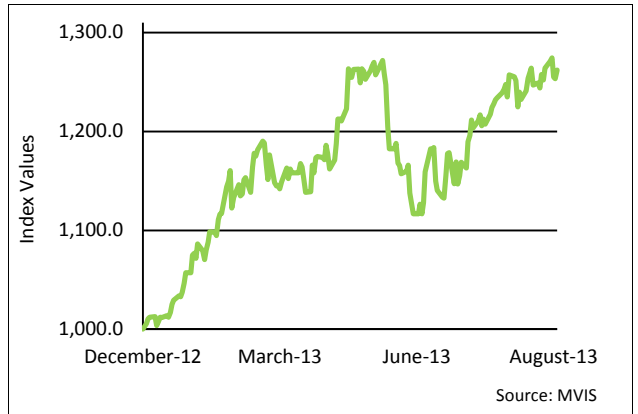


Market Vectors Australia Indices

MV Australia Energy & Mining Index (MVMVRTR)
Month-To-Date Performance: 4.86%

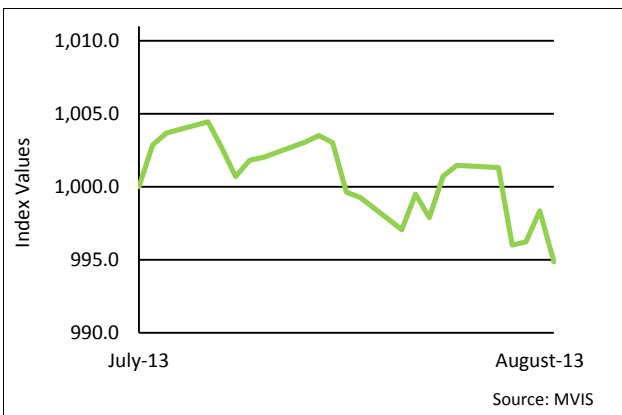


MV Australia Banks Index (MVMVBTR)
Year-To-Date Performance: 26.19%

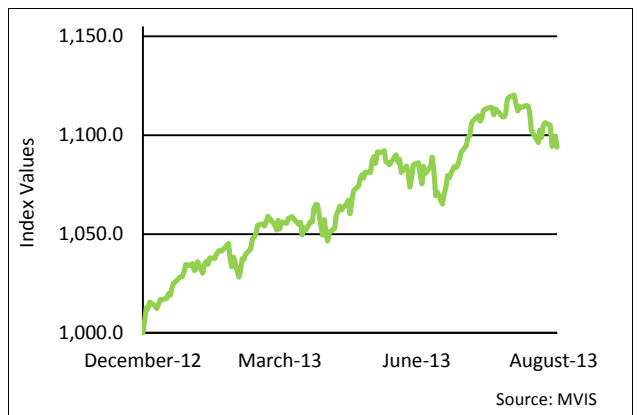


Market Vectors Hedge Fund Beta Indices

MV Global Event L/S Equity HF Beta Index (MVEVEQTR)
Month-To-Date Performance: -0.51%

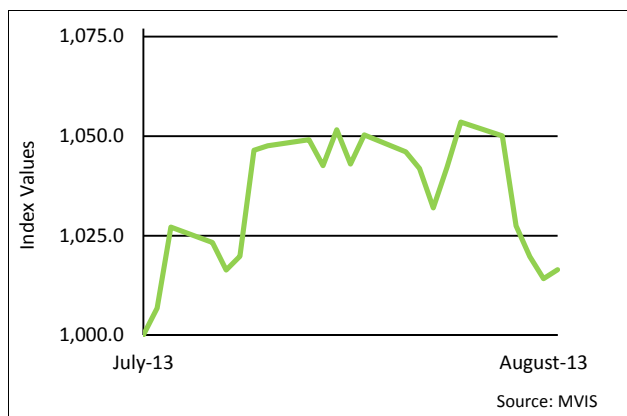


MV North Am. L/S Equity HF Beta Index (MVLNATR)
Year-To-Date Performance: 9.39%

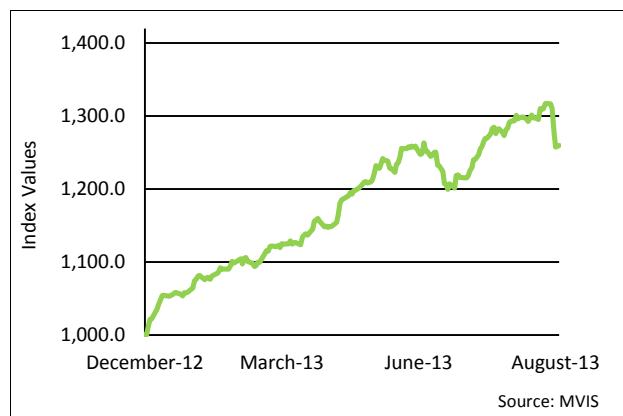


Market Vectors GDP Indices

MV GDP Emerging Europe ex Russia Index (MVUXRTR)
Month-To-Date Performance: 1.64%



MV GDP GCC Index (MVMESTR)
Year-To-Date Performance: 25.98%



The Index is licensed.

All index values are rebased to 1000.

Market Vectors Indices are licensed to underlie financial products. Detailed information can be found under [Licensing](http://www.marketvectorsindices.com) on www.marketvectorsindices.com.

###

Contact

Lars Hamich (CEO), Market Vectors Index Solutions
 +49 (0)69 4056 695 10
lars.hamich@mvindices.com

Mike MacMillan, MacMillan Communications
 +1 212 473 4442
mike@macmillancom.com

Note to Editors

About Market Vectors Index Solutions GmbH (MVIS).
 Market Vectors Index Solutions develops, monitors and licenses the Market Vectors Indices, a selection of focused, investable and diversified benchmark indices. The indices are especially designed to underlie financial products. Market Vectors Indices cover several asset classes, including hard assets and international equity markets as well as fixed income markets and are licensed to serve as underlying indices for financial products. Approximately USD 11.6 billion in assets under management are currently invested in financial products based on Market Vectors Indices. MVIS is a wholly owned subsidiary of Van Eck Associates Corporation (also known as Van Eck Global).