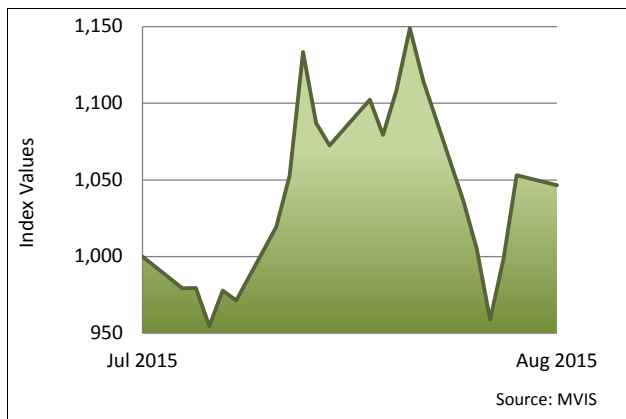


## MARKET VECTORS INDEX SOLUTIONS ANNOUNCES BEST PERFORMING MARKET VECTORS INDICES IN AUGUST

Frankfurt (1 September 2015) – Market Vectors Index Solutions (MVIS) today announced the top performing Market Vectors Indices during August 2015 for the following index categories: MV Hard Assets/Sector Indices, MV Country Indices, MV Australia Indices, MV Long/Short Equity Indices, MV Bond Indices and MV GDP Indices.

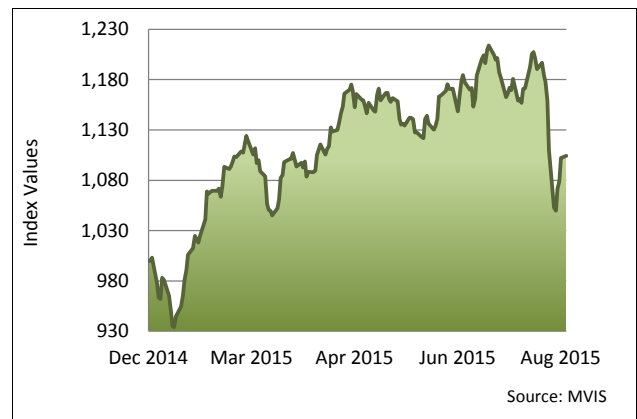
### Market Vectors Hard Assets and Sector Indices

**MV Global Junior Gold Miners Index (MVGDXJTR)**  
Month-To-Date Performance: 4.66%



The Index is licensed.

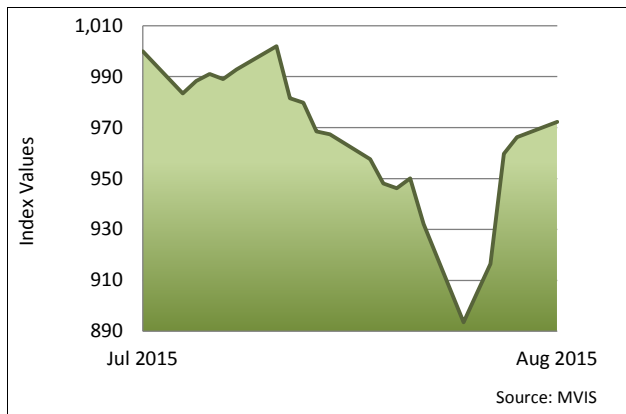
**MV Global Oil Refiners Index (MVCRAKTR)**  
Year-To-Date Performance: 10.44%



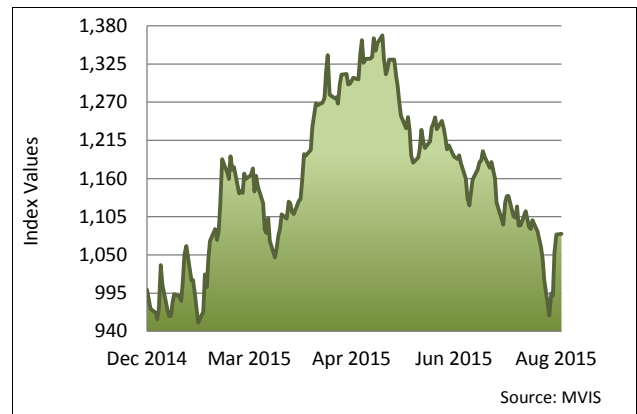
The Index is licensed.

### Market Vectors Country Indices

**MV Chile Index (MVCHLTR)**  
Month-To-Date Performance: -2.77%



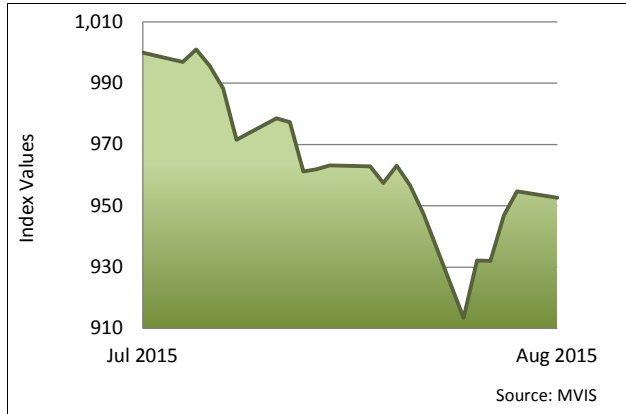
**MV Russia Index (MVRSXTR)**  
Year-To-Date Performance: 8.03%



The Index is licensed.

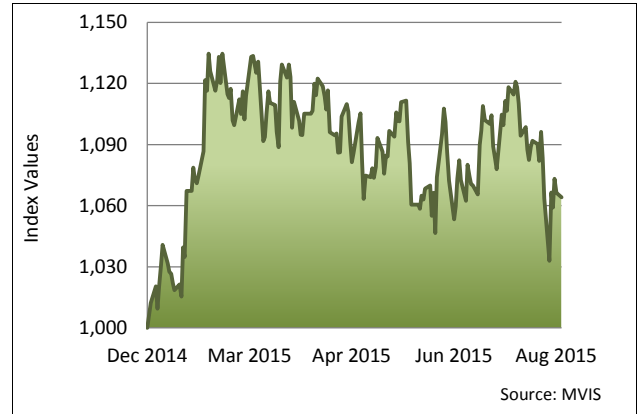
**Market Vectors Australia Indices**

**MV AU Small-Cap Div. Payers Index (AUD) (MVMVSTR)**  
**Month-To-Date Performance: -4.74%**



The Index is licensed.

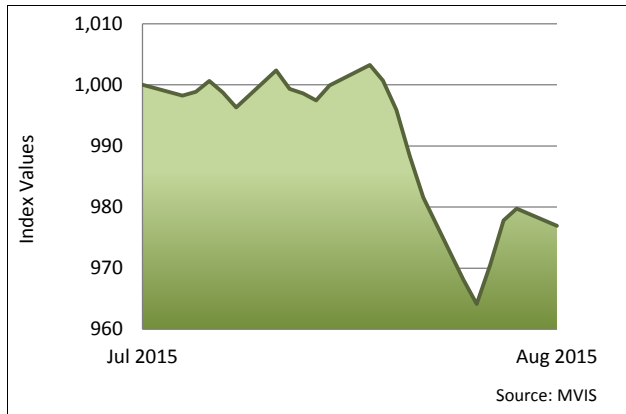
**MV AU A-REITs Index (AUD) (MVMVATR)**  
**Year-To-Date Performance: 6.41%**



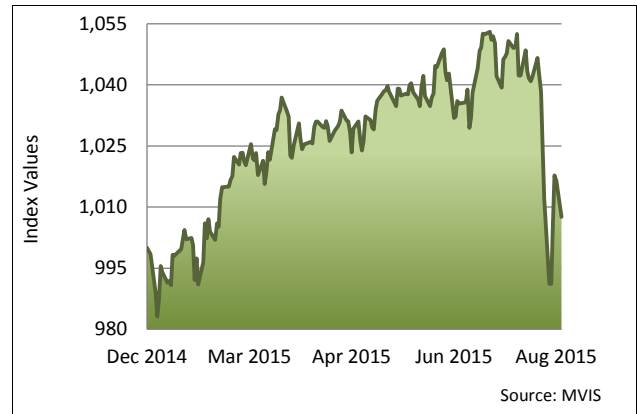
The Index is licensed.

**Market Vectors Long/Short Equity Indices**

**MV Global Event L/S Equity Index (MVEVEQTR)**  
**Month-To-Date Performance: -2.31%**

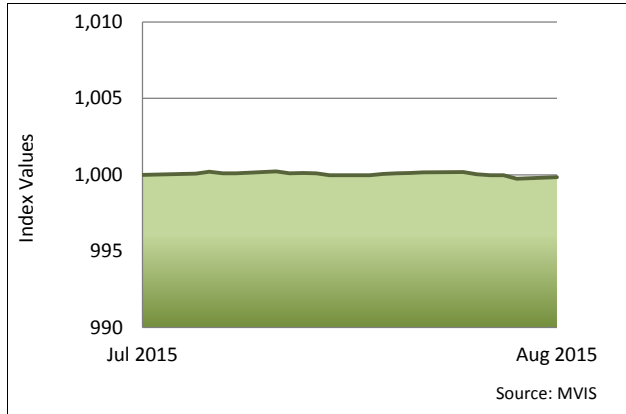


**MV Western Europe L/S Equity Index (MVLSWETR)**  
**Year-To-Date Performance: 0.76%**



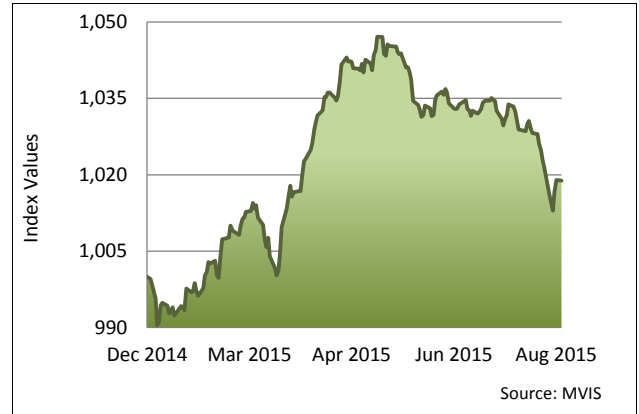
**Market Vectors Bond Indices**

**MV US Investment Grade Floating Rate Index (MVFLTR)**  
**Month-To-Date Performance: -0.02%**



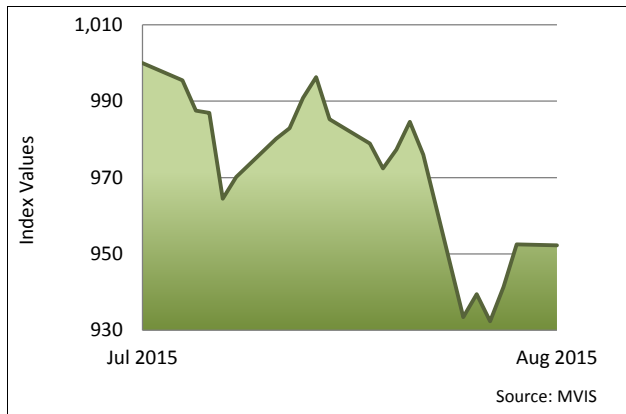
The Index is licensed.

**MV EM Corporate Bond Index (USD&EUR) (MVEMCD)**  
**Year-To-Date Performance: 1.89%**

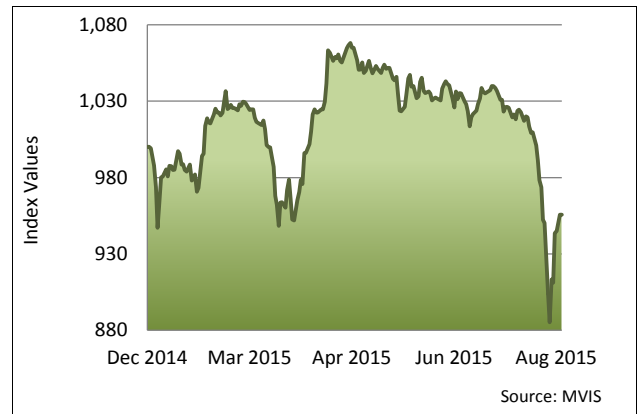


**Market Vectors GDP Indices**

**MV GDP Emerging Europe ex Russia Index (MVUXRTR)**  
**Month-To-Date Performance: -4.77%**



**MV GDP GCC Index (MVMESTR)**  
**Year-To-Date Performance: -4.43%**



The Index is licensed.

All index values are rebased to 1000.

Market Vectors Indices are licensed to underlie financial products. Detailed information can be found under [licensing](http://marketvectorsindices.com) on marketvectorsindices.com.

###

**Contact**

Lars Hamich (CEO), Market Vectors Index Solutions  
+49 (0)69 4056 695 10  
[lars.hamich@mindices.com](mailto:lars.hamich@mindices.com)

Bettina Hessler, Market Vectors Index Solutions  
+49 (0)69 4056 695 22  
[bettina.hessler@mindices.com](mailto:bettina.hessler@mindices.com)

**Note to Editors**

About Market Vectors Index Solutions (MVIS)

Market Vectors Index Solutions develops, monitors, and licenses the Market Vectors Indices. The indices are a selection of focused, investable and diversified benchmark indices that are licensed to underlie financial products. They cover several asset classes, including hard assets and international equity markets as well as fixed income markets.

Approximately USD 9.5 billion in assets under management are currently invested in financial products based on Market Vectors Indices. MVIS is a wholly owned subsidiary of Van Eck Associates Corporation.