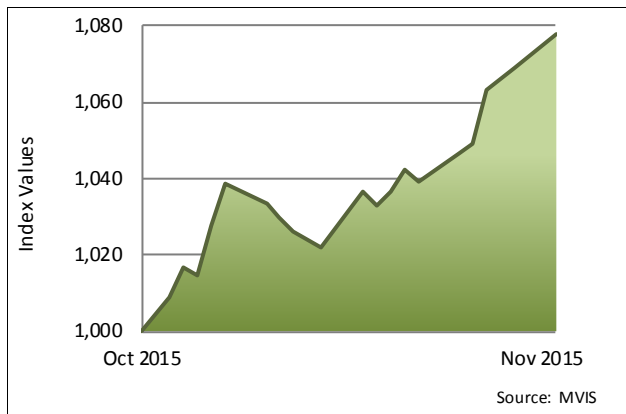


MARKET VECTORS INDEX SOLUTIONS ANNOUNCES BEST PERFORMING MARKET VECTORS INDICES IN NOVEMBER

Frankfurt (1 December 2015) – Market Vectors Index Solutions (MVIS) today announced the top performing Market Vectors Indices during November 2015 for the following index categories: MV Hard Assets/Sector Indices, MV Country Indices, MV Australia Indices, MV Long/Short Equity Indices, MV Bond Indices and MV GDP Indices.

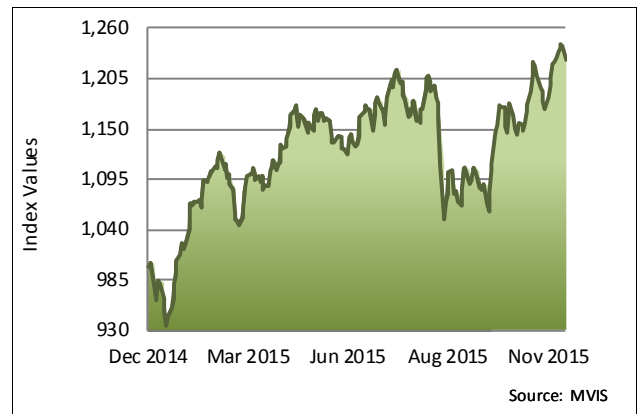
Market Vectors Hard Assets and Sector Indices

MV US Business Dev. Companies Index (MVBIZDTR)
Month-To-Date Performance: 7.79%



The Index is licensed.

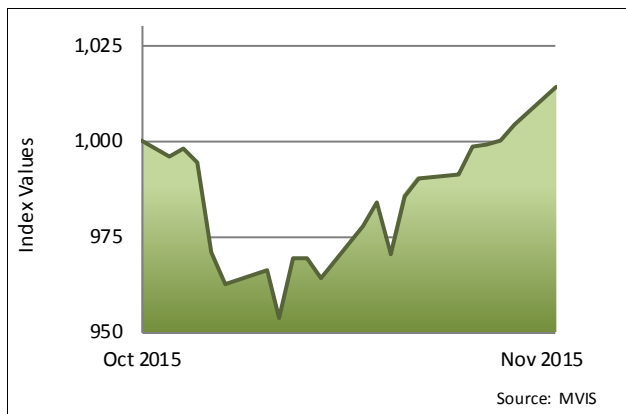
MV Global Oil Refiners Index (MVCRAKTR)
Year-To-Date Performance: 22.63%



The Index is licensed.

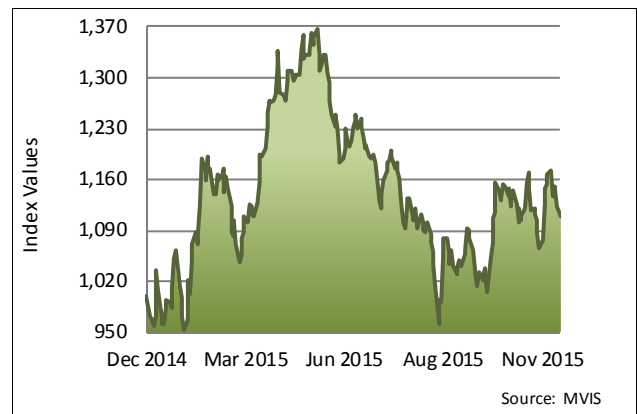
Market Vectors Country Indices

MV India Small-Cap Index (MVSCIFTR)
Month-To-Date Performance: 1.42%



The Index is licensed.

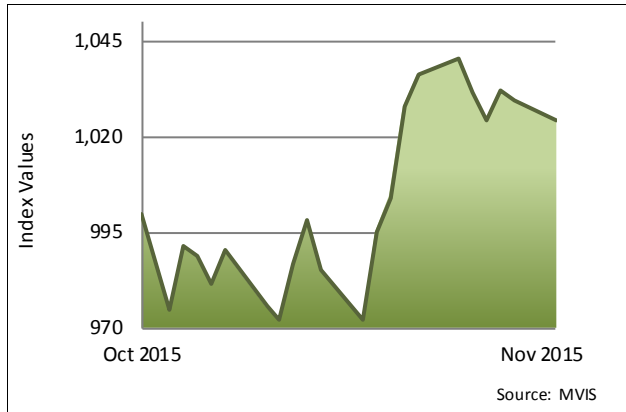
MV Russia Index (MVRXTR)
Year-To-Date Performance: 10.85%



The Index is licensed.

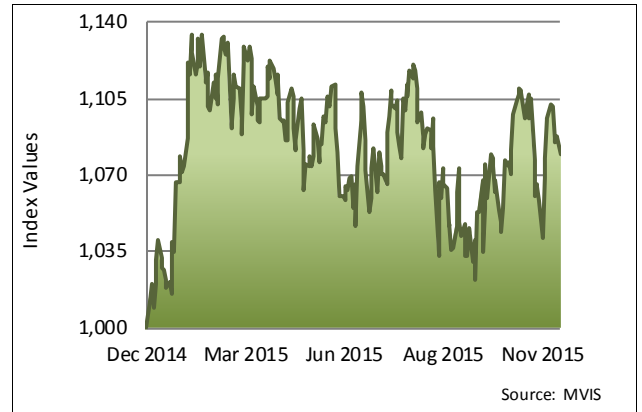
Market Vectors Australia Indices

MV Australia Banks Index (AUD) (MVMVBTR)
Month-To-Date Performance: 2.44%



The Index is licensed.

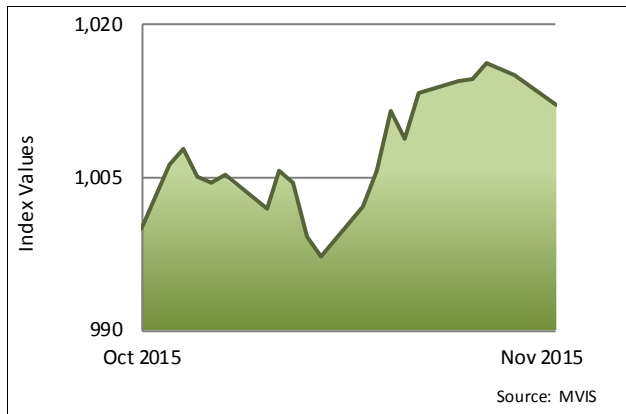
MV Australia A-REITs Index (AUD) (MVMVATR)
Year-To-Date Performance: 7.98%



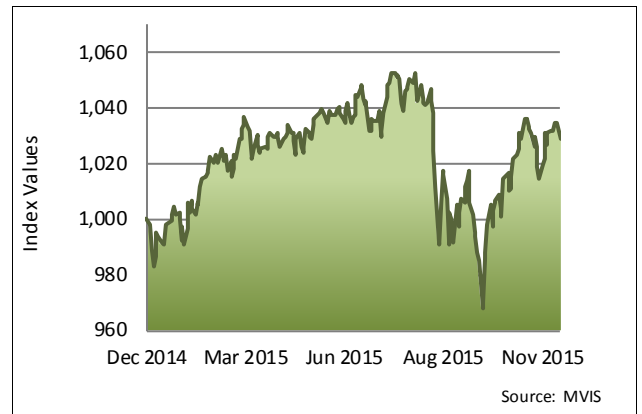
The Index is licensed.

Market Vectors Long/Short Equity Indices

MV Asia (Dev) Long/Short Equity Index (MVLSDATR)
Month-To-Date Performance: 1.21%

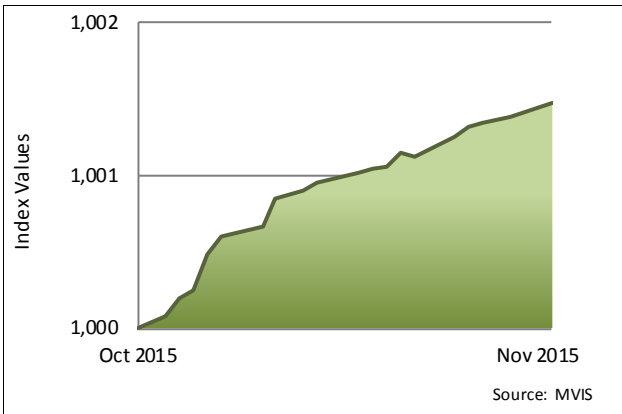


MV Western Europe L/S Equity Index (MVLWETR)
Year-To-Date Performance: 2.90%



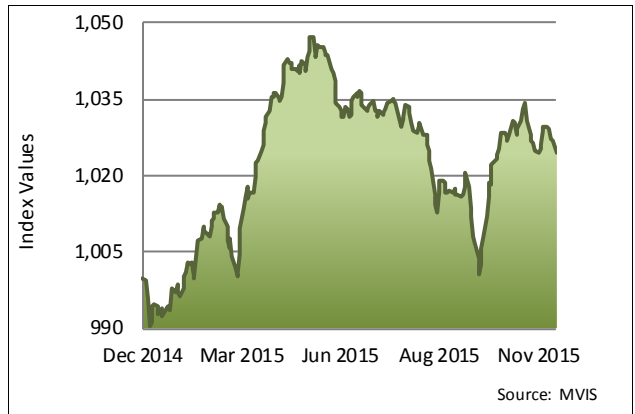
Market Vectors Bond Indices

MV US Investment Grade Floating Rate Index (MVFLTR)
Month-To-Date Performance: 0.15%



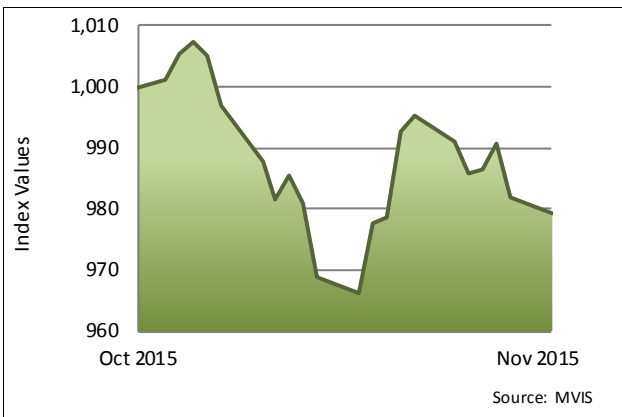
The Index is licensed.

MV EM Corporate Bond Index (USD&EUR) (MVEMCD)
Year-To-Date Performance: 2.46%

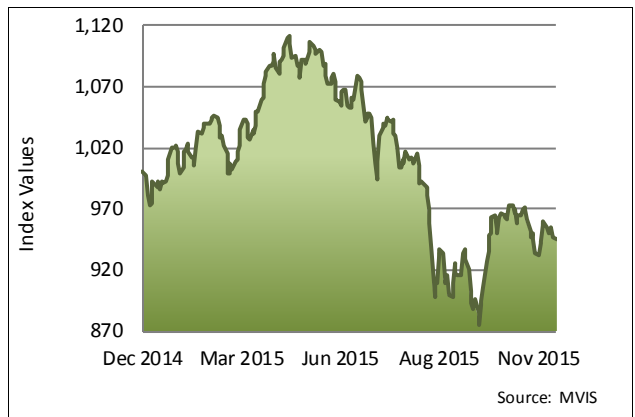


Market Vectors GDP Indices

MV GDP World ex US Index (MVGDPITR)
Month-To-Date Performance: -2.06%



MV GDP World ex US Index (MVGDPITR)
Year-To-Date Performance: -5.54%



All index values are rebased to 1000.

Market Vectors Indices are licensed to underlie financial products. Detailed information can be found under [licensing on marketvectorsindices.com](http://licensing.on.marketvectorsindices.com).

###

Contact

Lars Hamich (CEO), Market Vectors Index Solutions

+49 (0)69 4056 695 10

lars.hamich@vaneck.com

Bettina Hessler, Market Vectors Index Solutions

+49 (0)69 4056 695 22

bettina.hessler@mvindices.com

Note to Editors

About Market Vectors Index Solutions (MVIS)

Market Vectors Index Solutions develops, monitors, and licenses the Market Vectors Indices. The indices are a selection of focused, investable and diversified benchmark indices that are licensed to underlie financial products. They cover several asset classes, including hard assets and international equity markets as well as fixed income markets. Approximately USD 9.3 billion in assets under management are currently invested in financial products based on Market Vectors Indices. Market Vectors Index Solutions is a Van Eck company.