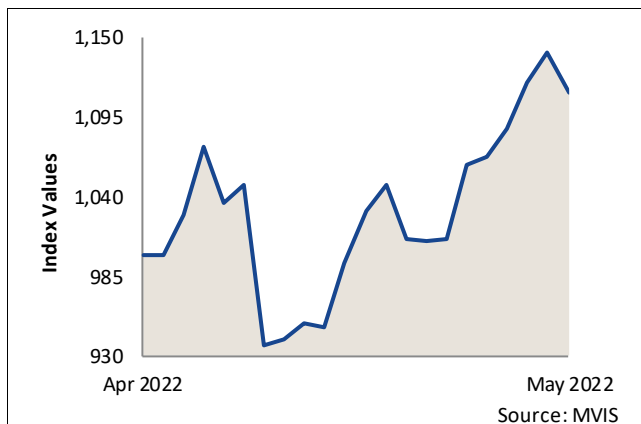


MARKETVECTOR INDEXES ANNOUNCES BEST PERFORMING INDEXES IN MAY 2022

Frankfurt (1 June 2022) – MarketVector Indexes GmbH today announced the top two performing MVIS®/BlueStar Indexes during May 2022 for the following index categories: Hard Assets/Sector/Thematic Indexes, Country Indexes, Australia Indexes, Bond Indexes and CryptoCompare Digital Assets Indexes.

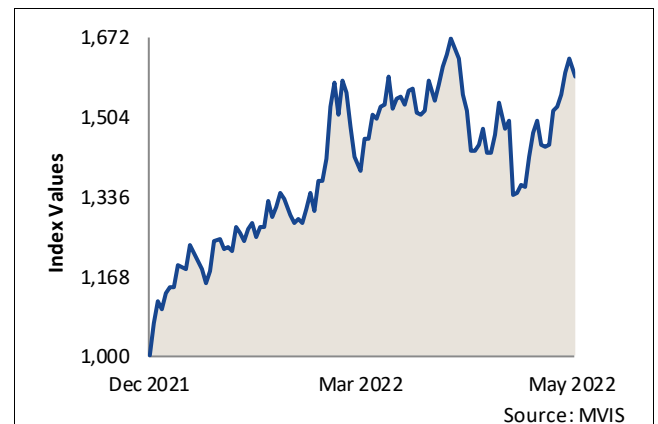
Hard Assets, Sector and Thematic Indexes

MVIS® US Listed Oil Services 25 (MVOIHTR)
Month-To-Date Performance: 11.21%



The Index is licensed.

MVIS® US Listed Oil Services 25 (MVOIHTR)
Year-To-Date Performance: 59.02%



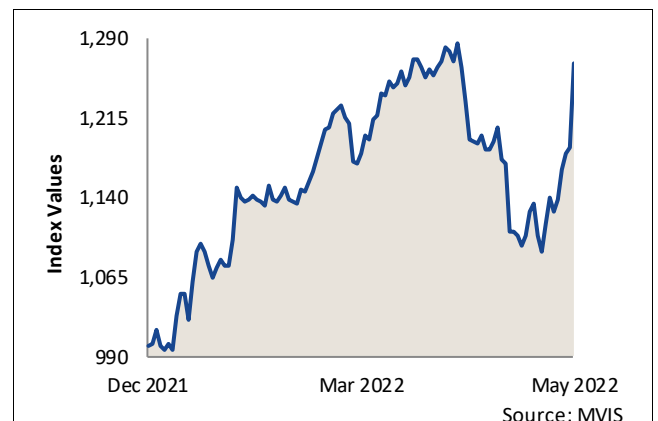
The Index is licensed.

Country Indexes

MVIS® Chile (MVCHLTR)
Month-To-Date Performance: 12.46%

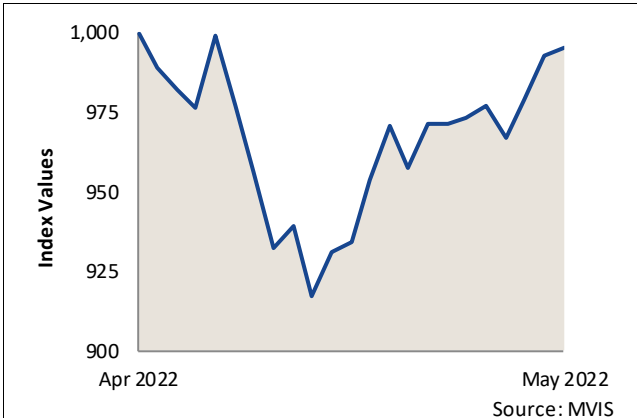


MVIS® Colombia (MVCOLXTR)
Year-To-Date Performance: 26.74%



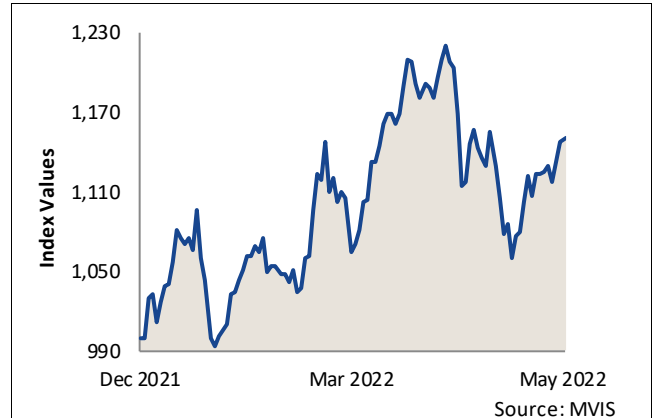
Australia Indexes

MVIS® Australia Resources (AUD) (MVMVRTR)
Month-To-Date Performance: -0.42%



The Index is licensed.

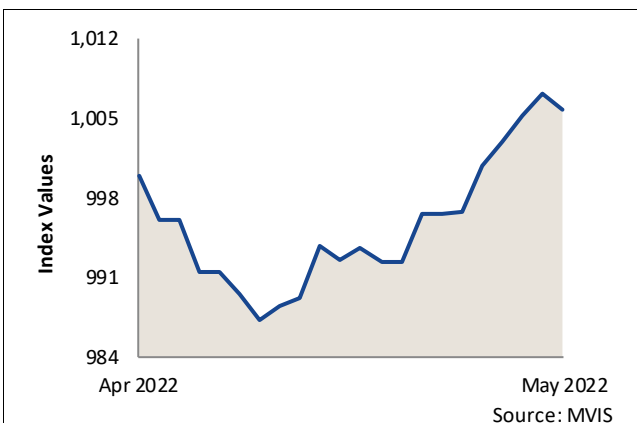
MVIS® Australia Resources (AUD) (MVMVRTR)
Year-To-Date Performance: 15.14%



The Index is licensed.

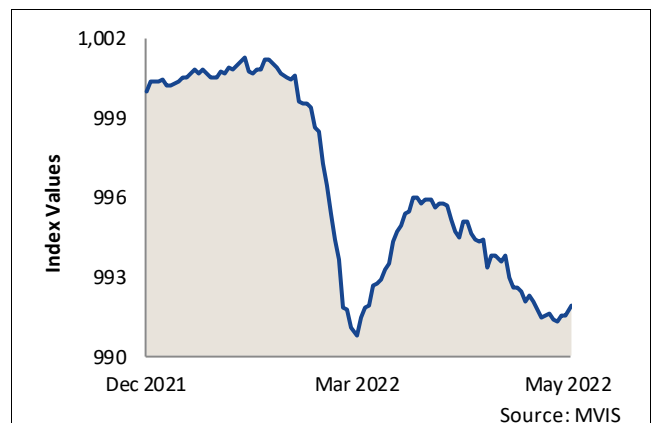
Bond Indexes

MVIS® Moody's Analytics US Inv. Gr. Corp. Bond (MVICI)
Month-To-Date Performance: 0.72%



The Index is licensed.

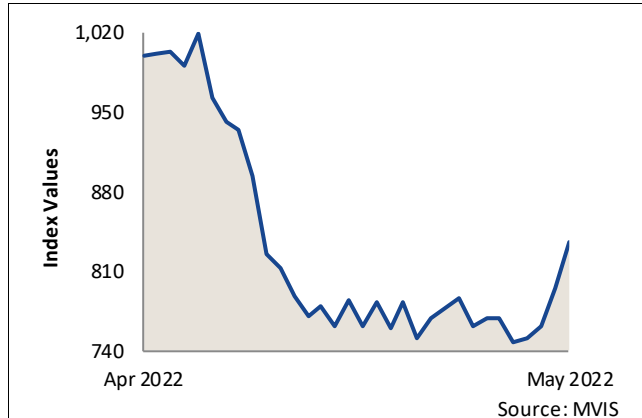
MVIS® US Investment Grade Floating Rate (MVFLTR)
Year-To-Date Performance: -0.81%



The Index is licensed.

CryptoCompare Digital Assets Indexes

MVIS® CryptoCompare Bitcoin Index (MVBTC)
Month-To-Date Performance: -16.36%



MVIS® CryptoCompare FTX Token VWAP Close (MVFTTV)
Year-To-Date Performance: -27.80%



The Index is licensed.

All index values are rebased to 1,000. Data as of 31 May 2022.

MVIS® Indexes are licensed to underlie financial products. Detailed information can be found under [licensing](#) on our website.

Media Contact

Eunjeong Kang, MarketVector Indexes
 +49 (0)69 4056 695 38
media-enquiries@mvis-indices.com

Note to Editors:

MarketVector Indexes GmbH develops, monitors and markets the MVIS® Indexes, a focused selection of pure-play and investable indexes. The introduction of MVIS® Indexes has expanded VanEck's successful brand from exchange-traded products to indexes, and the current portfolio of MarketVector Indexes reflects the company's in-depth expertise when it comes to emerging markets, hard assets, fixed income and special asset classes. Approximately USD 32.88 billion in assets under management are currently invested in financial products based on MVIS® Indexes. MarketVector Indexes is a VanEck® Company.