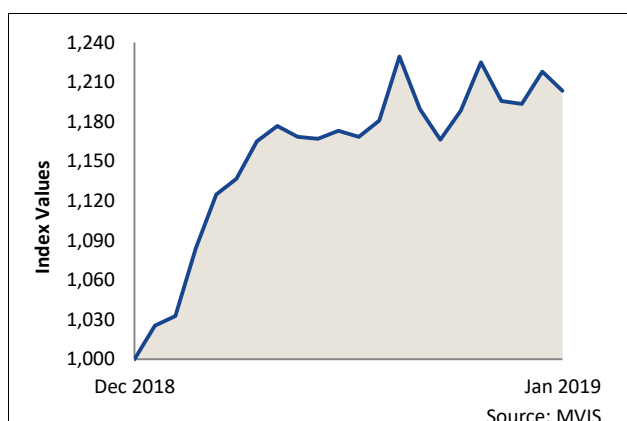


MVIS ANNOUNCES BEST PERFORMING INDICES IN JANUARY 2019

Frankfurt (1 February 2019) – MV Index Solutions (MVIS) today announced the top two performing MVIS Indices during January 2019 for the following index categories: MVIS Hard Assets/Sector Indices, MVIS Country Indices, MVIS Australia Indices, MVIS Bond Indices and MVIS CryptoCompare Digital Assets Indices.

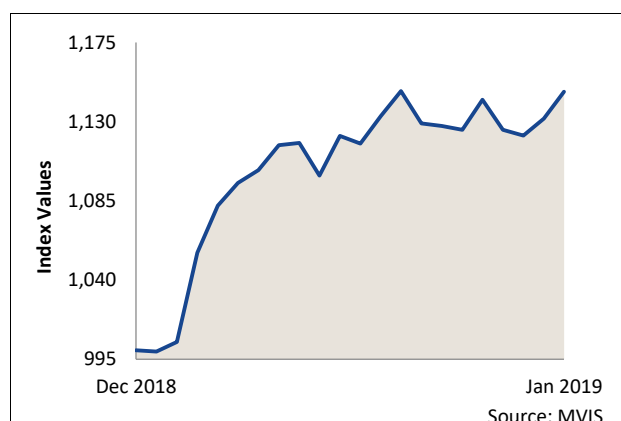
MVIS Hard Assets and Sector Indices

MVIS US Listed Oil Services 25 Index (MVOIHTR)
Month-To-Date Performance: 20.34%



The Index is licensed.

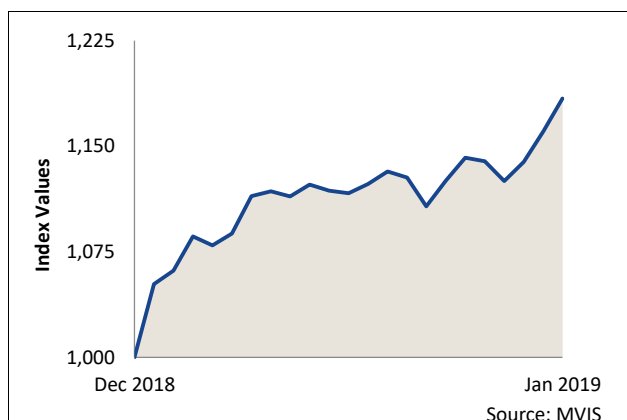
MVIS US Listed Biotech 25 Index (MVBHTR)
Month-To-Date Performance: 14.70%



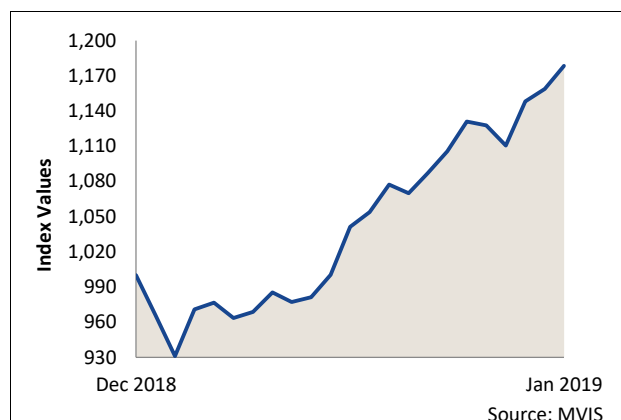
The Index is licensed.

MVIS Country Indices

MVIS Brazil Index (MVBRATR)
Month-To-Date Performance: 18.39%

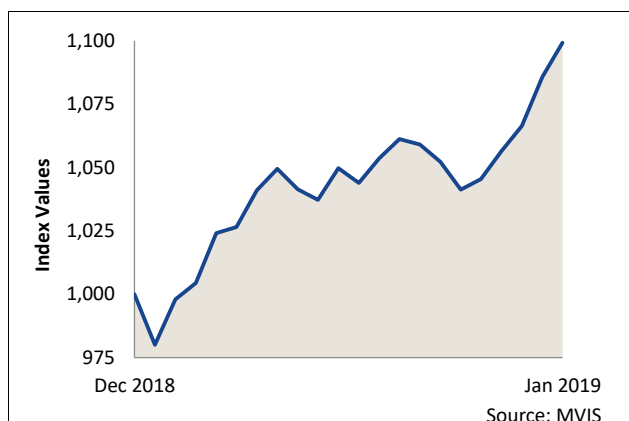


MVIS Turkey Index (MVTURTR)
Month-To-Date Performance: 17.85%



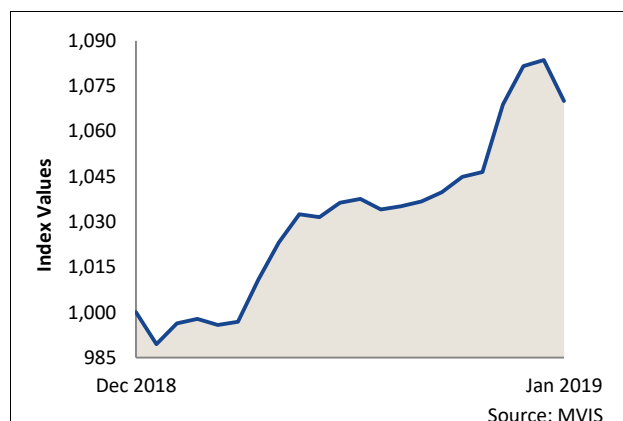
MVIS Australia Indices

MVIS AU Resources Index (AUD) (MVMVRTR)
Month-To-Date Performance: 9.93%



The Index is licensed.

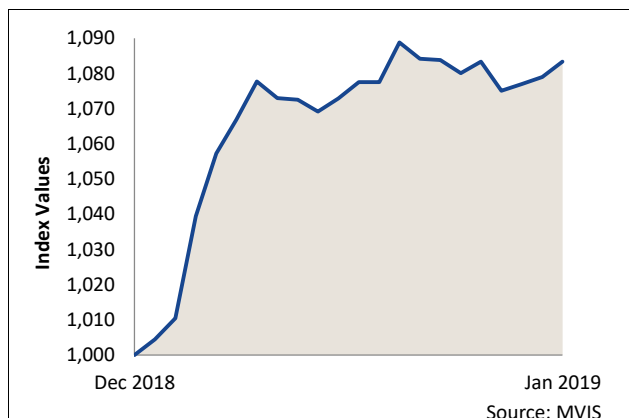
MVIS Australia A-REITs Index (AUD) (MVMVATR)
Month-To-Date Performance: 7.01%



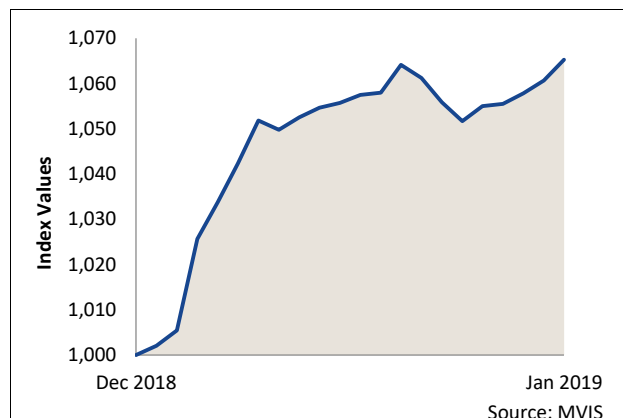
The Index is licensed.

MVIS Bond Indices

MVIS Altman N. Am. Distressed Bond Index (MVRCDI)
Month-To-Date Performance: 8.34%

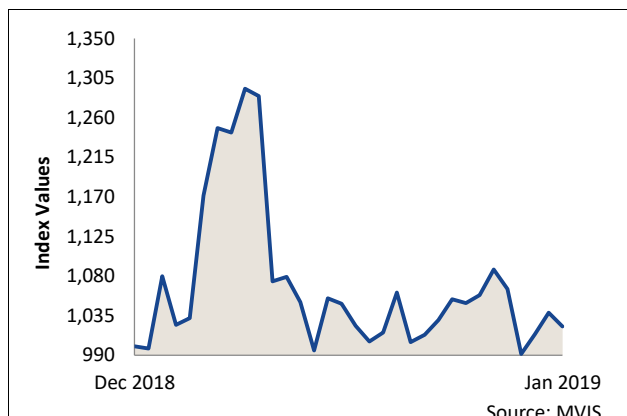


MVIS Altman N. Am. Def. & Dist. Bond Index (MVRCOV)
Month-To-Date Performance: 6.53%



MVIS CryptoCompare Digital Assets Indices

MVIS CryptoCompare LiteCoin Index (MVLTC)
Month-To-Date Performance: 2.26%



MVIS CryptoCompare Bitcoin Select Index (MVQBTC)
Month-To-Date Performance: -6.93%



All index values are rebased to 1000. Data as of 31 January 2019.

MVIS Indices are licensed to underlie financial products. Detailed information can be found under [licensing](#) on our website.

Contact

Nibha Manandhar, MV Index Solutions
+49 (0)69 4056 695 22
media.europe@mvis-indices.com

Note to Editors:

MV Index Solutions (MVIS) develops, monitors and licenses the MVIS Indices, a selection of focused, investable and diversified benchmark indices which are especially designed to underlie financial products. MVIS Indices cover several asset classes, including hard assets and international equity markets as well as fixed income markets. Approximately USD 14.01 billion in assets under management are currently invested in financial products based on MVIS Indices. MVIS is a VanEck company.