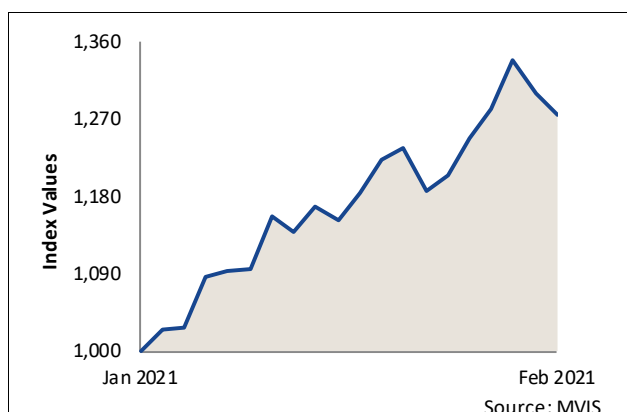


MVIS ANNOUNCES BEST PERFORMING INDICES IN FEBRUARY 2021

Frankfurt (1 March 2021) – MV Index Solutions GmbH (MVIS[®]) today announced the top two performing MVIS/BlueStar Indices during February 2021 for the following index categories: Hard Assets/Sector/Thematic Indices, Country Indices, Australia Indices, Bond Indices and CryptoCompare Digital Assets Indices.

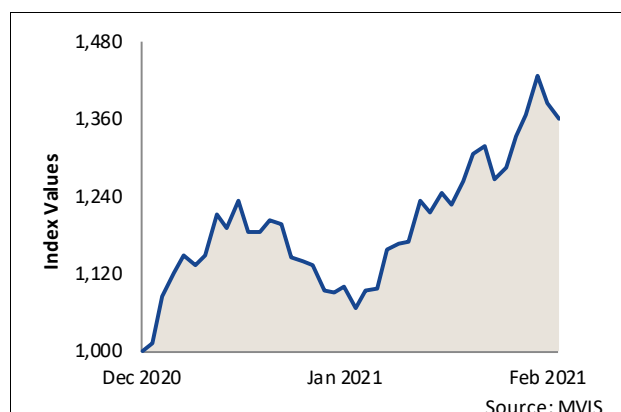
Hard Assets, Sector and Thematic Indices

MVIS GI. Unconventional Oil & Gas Index (MVFRATR)
Month-To-Date Performance: 27.63%



The Index is licensed.

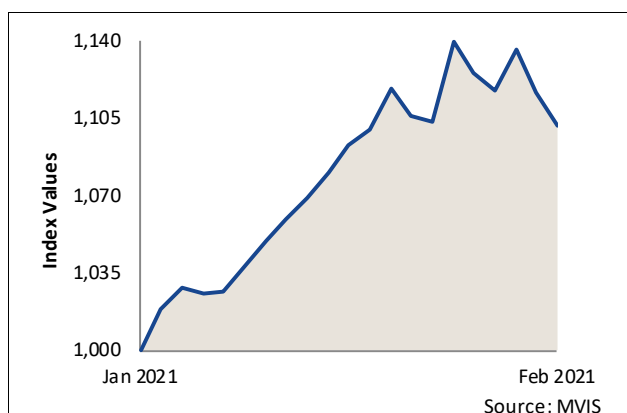
MVIS GI. Unconventional Oil & Gas Index (MVFRATR)
Year-To-Date Performance: 36.16%



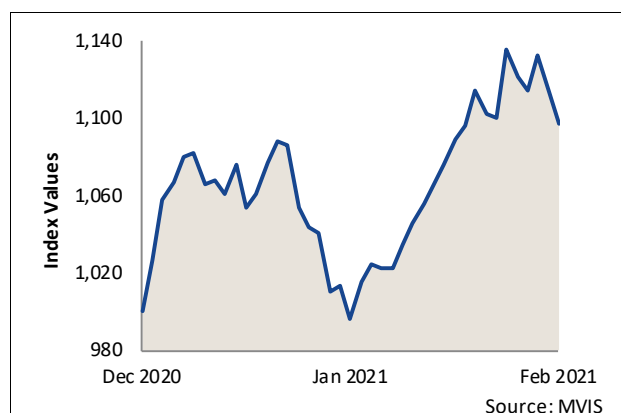
The Index is licensed.

Country Indices

MVIS Chile Index (MVCHLTR)
Month-To-Date Performance: 10.15%



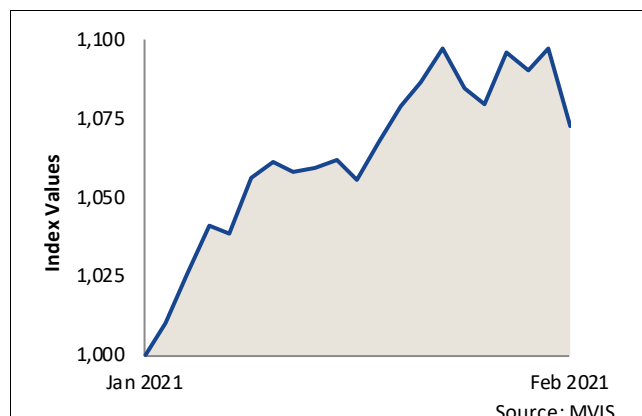
MVIS Chile Index (MVCHLTR)
Year-To-Date Performance: 9.79%



PRESS RELEASE

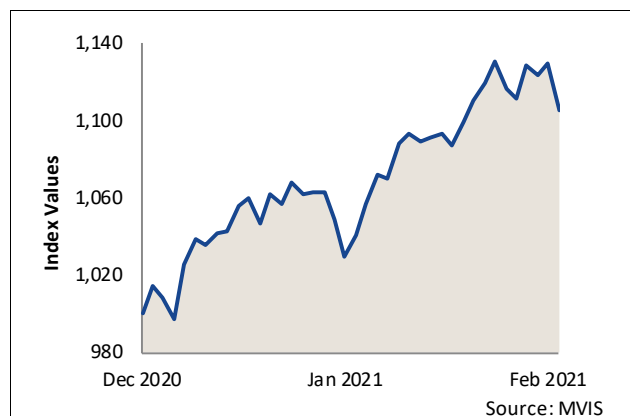
Australia Indices

MVIS Australia Banks (AUD) Index (MVMVBTR)
Month-To-Date Performance: 7.31%



The Index is licensed.

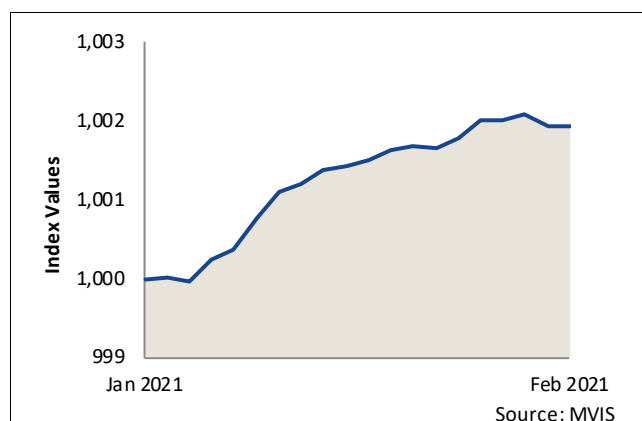
MVIS Australia Banks (AUD) Index (MVMVBTR)
Year-To-Date Performance: 10.52%



The Index is licensed.

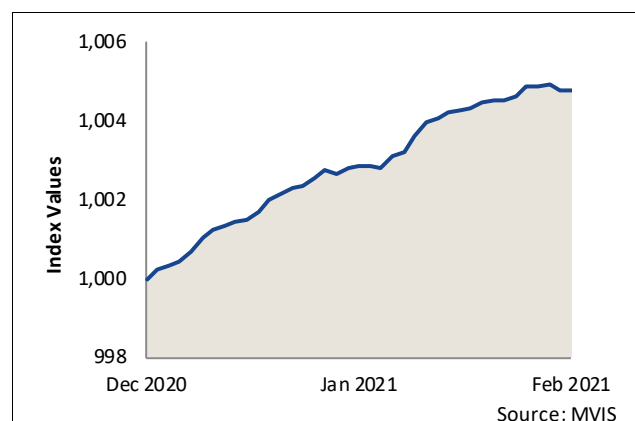
Bond Indices

MVIS US Inv. Grade Floating Rate Index (MVFLTR)
Month-To-Date Performance: 0.19%



The Index is licensed.

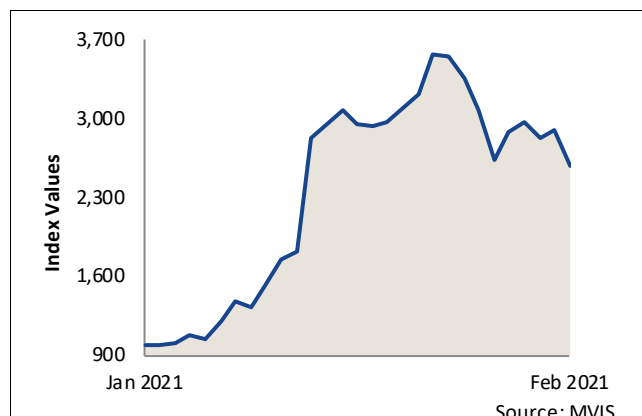
MVIS US Inv. Grade Floating Rate Index (MVFLTR)
Year-To-Date Performance: 0.48%



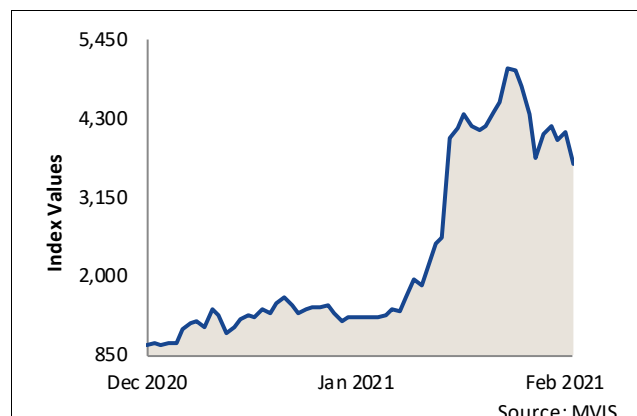
The Index is licensed.

CryptoCompare Digital Assets Indices

MVIS CryptoCompare IOTA Index (MVIOT)
Month-To-Date Performance: 157.79%



MVIS CryptoCompare IOTA Index (MVIOT)
Year-To-Date Performance: 264.76%



All index values are rebased to 1000. Data as of 28 February 2021.

MVIS Indices are licensed to underlie financial products. Detailed information can be found under [licensing](#) on our website.

Contact

Séverine Thäsler-Jäger, MV Index Solutions

+49 (0)69 4056 695 53

media-enquiries@mvis-indices.com

Note to Editors:

MV Index Solutions (MVIS) develops, monitors and licenses the MVIS Indices, a selection of focused, investable and diversified benchmark indices which are especially designed to underlie financial products. MVIS Indices cover several asset classes, including hard assets and international equity markets as well as fixed income markets. Approximately USD 25.76 billion in assets under management are currently invested in financial products based on MVIS Indices. MVIS is a VanEck company.