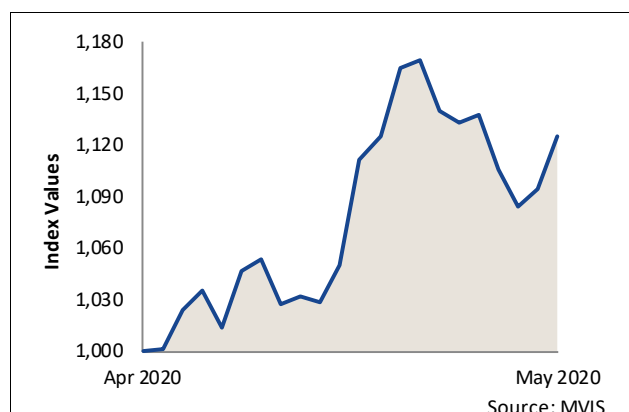


## MVIS ANNOUNCES BEST PERFORMING INDICES IN MAY 2020

Frankfurt (2 June 2020) – MV Index Solutions (MVIS) today announced the top two performing MVIS Indices during May 2020 for the following index categories: MVIS Hard Assets/Sector Indices, MVIS Country Indices, MVIS Australia Indices, MVIS Bond Indices and MVIS CryptoCompare Digital Assets Indices.

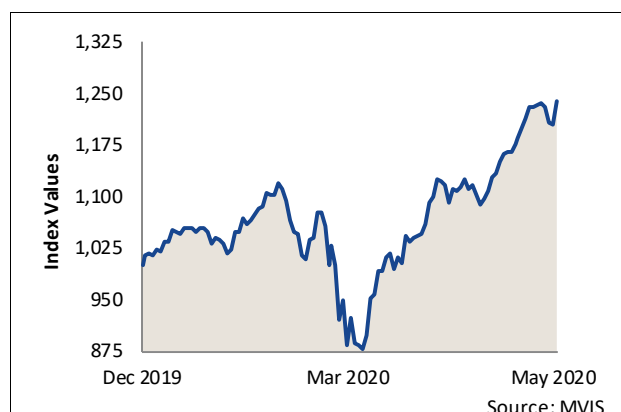
### MVIS Hard Assets and Sector Indices

**MVIS Global Junior Gold Miners Index (MVGDXJTR)**  
Month-To-Date Performance: 12.56%



The Index is licensed.

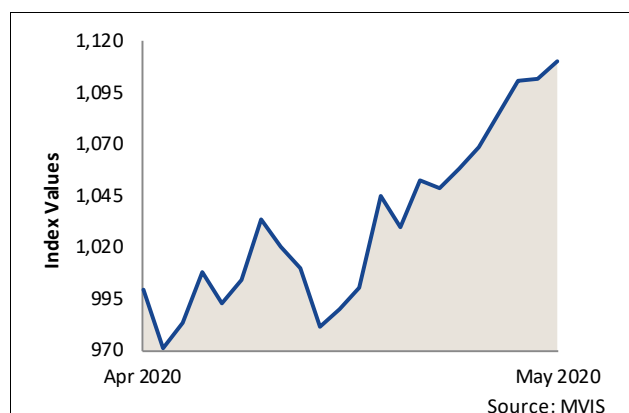
**MVIS GI. Video Gaming & eSports Index (MVESPTR)**  
Year-To-Date Performance: 23.86%



The Index is licensed.

### MVIS Country Indices

**MVIS Mexico Equal Weight Index (MVMXEQTR)**  
Month-To-Date Performance: 11.08%

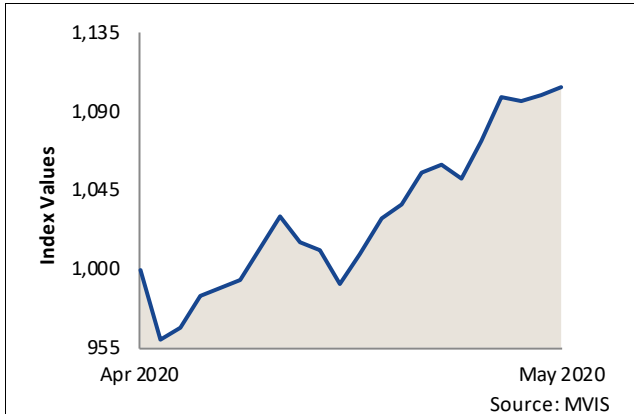


**MVIS Japan Index (MVJAPTR)**  
Year-To-Date Performance: -7.71%



**MVIS Australia Indices**

**MVIS Australia Small-Cap (AUD) Index (MVIDDTR)**  
Month-To-Date Performance: 10.39%

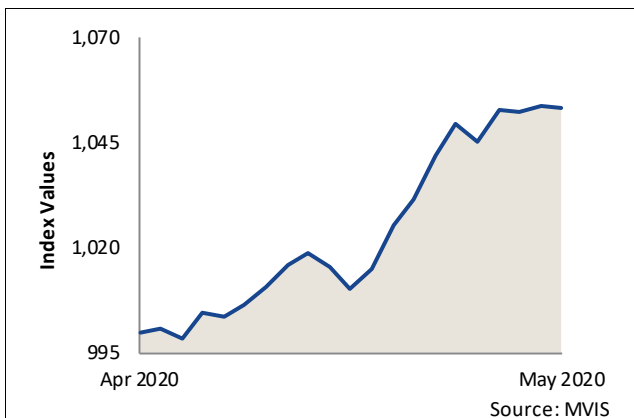


**MVIS Australia Small-Cap (AUD) Index (MVIDDTR)**  
Year-To-Date Performance: -7.68%

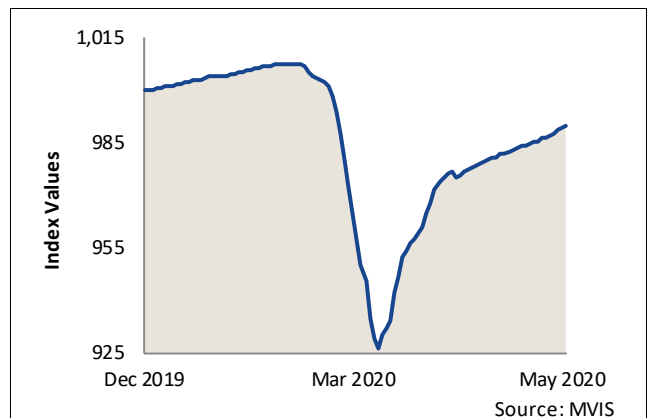


**MVIS Bond Indices**

**MVIS EM Sovereign Bond (USD&EUR) Index (MVEMSD)**  
Month-To-Date Performance: 5.31%



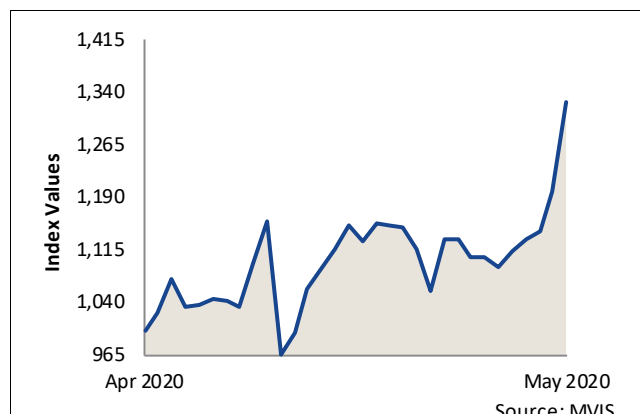
**MVIS US Inv. Grade Floating Rate Index (MVFLTR)**  
Year-To-Date Performance: -0.98%



The Index is licensed.

## MVIS CryptoCompare Digital Assets Indices

**MVIS CryptoCompare IOTA Index (MVIOT)**  
Month-To-Date Performance: 32.54%



**MVIS CryptoCompare Zcash Index (MVZEC)**  
Year-To-Date Performance: 87.96%



All index values are rebased to 1000. Data as of 31 May 2020.

MVIS Indices are licensed to underlie financial products. Detailed information can be found under [licensing](#) on our website.

### Contact

Séverine Thäsler-Jäger, MV Index Solutions

+49 (0)69 4056 695 53

[media-enquiries@mvis-indices.com](mailto:media-enquiries@mvis-indices.com)

### Note to Editors:

MV Index Solutions (MVIS) develops, monitors and licenses the MVIS Indices, a selection of focused, investable and diversified benchmark indices which are especially designed to underlie financial products. MVIS Indices cover several asset classes, including hard assets and international equity markets as well as fixed income markets. Approximately USD 14.13 billion in assets under management are currently invested in financial products based on MVIS Indices. MVIS is a VanEck company.