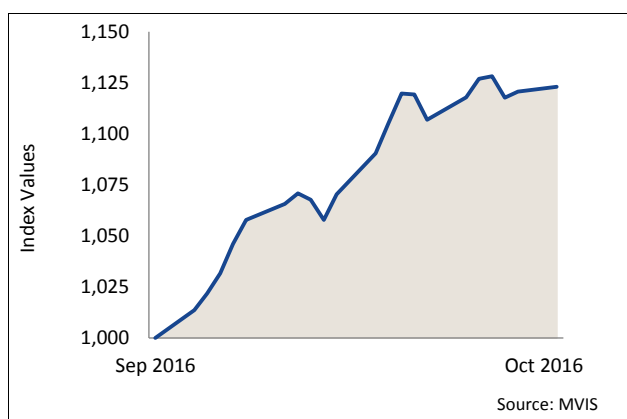


MVIS ANNOUNCES BEST PERFORMING INDICES IN OCTOBER 2016

Frankfurt (1 November 2016) – MV Index Solutions (MVIS) today announced the top performing MVIS Indices during October 2016 for the following index categories: MVIS Hard Assets/Sector Indices, MVIS Country Indices, MVIS Australia Indices, MVIS Long/Short Equity Indices, MVIS Bond Indices and MVIS GDP Indices.

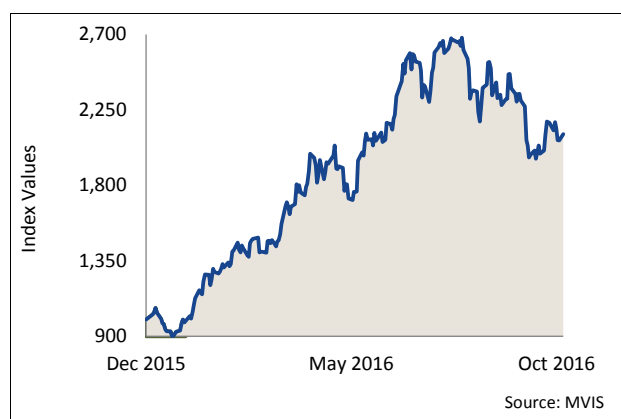
MVIS Hard Assets and Sector Indices

MVIS Global Coal Index (MVKOLTR)
Month-To-Date Performance: 12.30%



The Index is licensed.

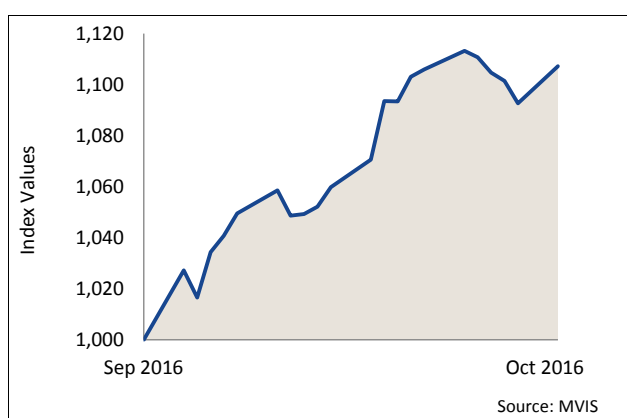
MVIS Global Junior Gold Miners Index (MVGDXJTR)
Year-To-Date Performance: 110.46%



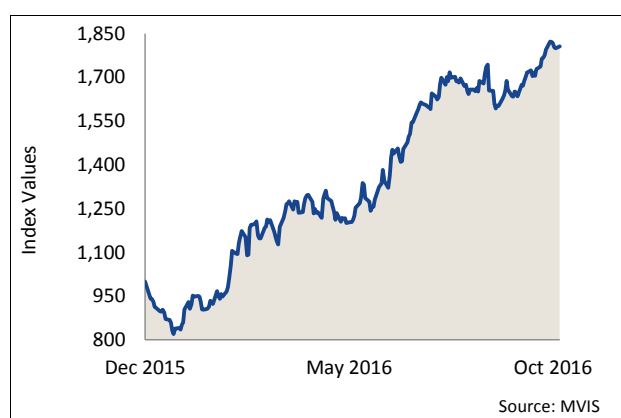
The Index is licensed.

MVIS Country Indices

MVIS Brazil Index (MVBRATR)
Month-To-Date Performance: 10.72%



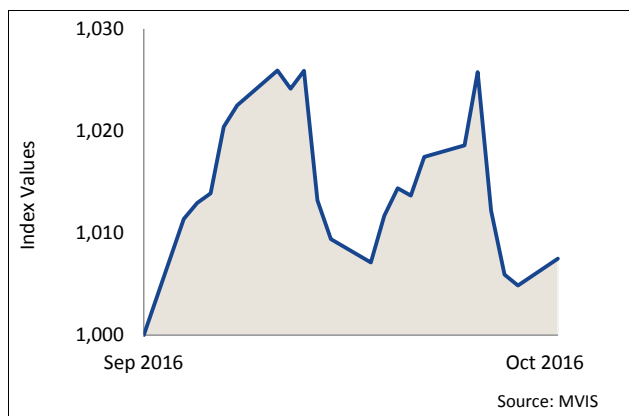
MVIS Brazil Small-Cap Index (MVBRFTR)
Year-To-Date Performance: 80.55%



The Index is licensed.

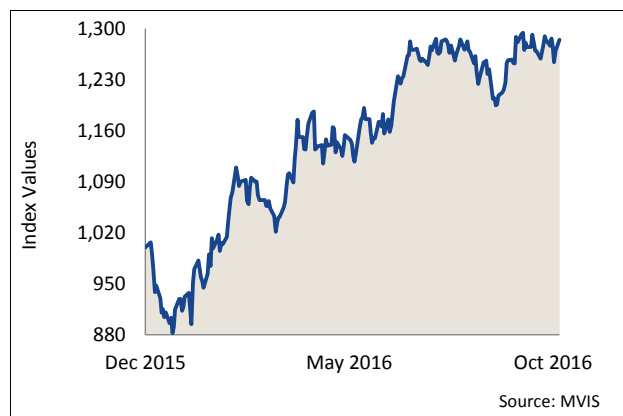
MVIS Australia Indices

MVIS AU Banks Index (AUD) (MVMVBTR)
Month-To-Date Performance: 0.75%



The Index is licensed.

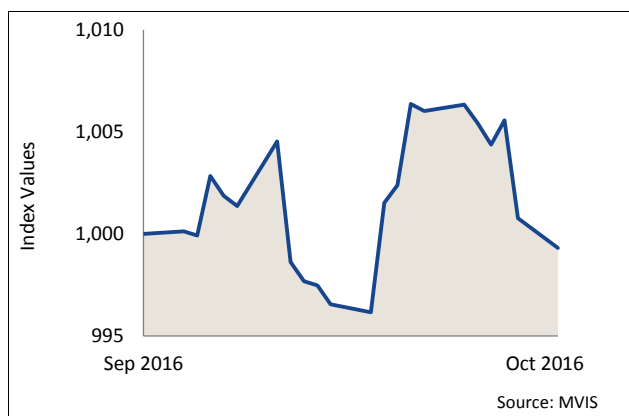
MVIS AU Energy & Mining Index (AUD) (MVMVRTR)
Year-To-Date Performance: 28.47%



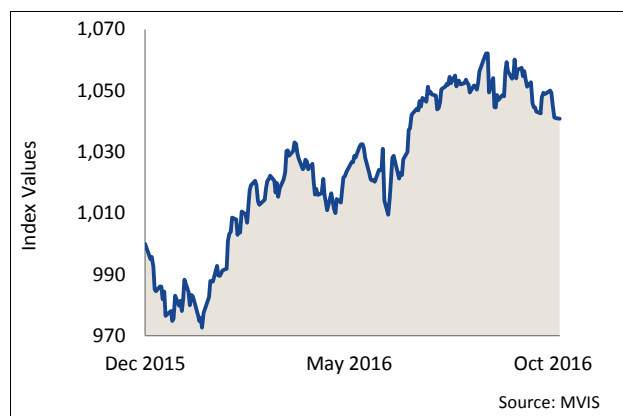
The Index is licensed.

MVIS Long/Short Equity Indices

MVIS Asia (Dev) Long/Short Equity Index (MVLSDATR)
Month-To-Date Performance: -0.07%

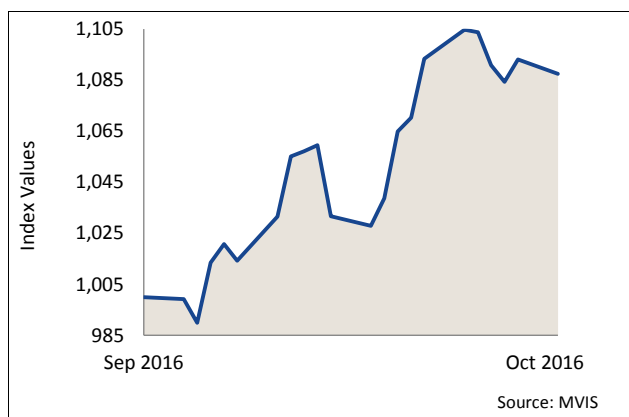


MVIS EM Long/Short Equity Index (MVLSEMTR)
Year-To-Date Performance: 4.09%

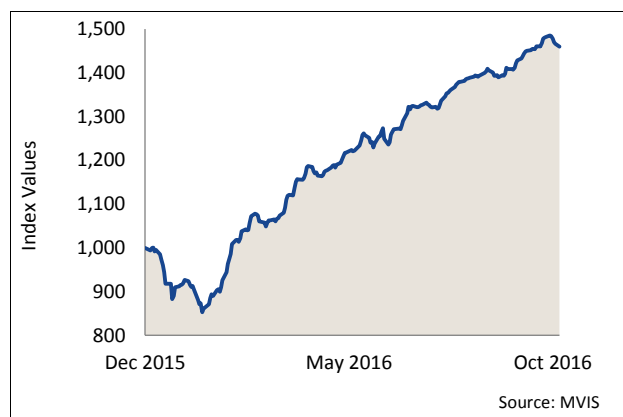


MVIS Bond Indices

MVIS Altman N. Am. Defaulted Bond Index (MVRCDI)
Month-To-Date Performance: 8.74%

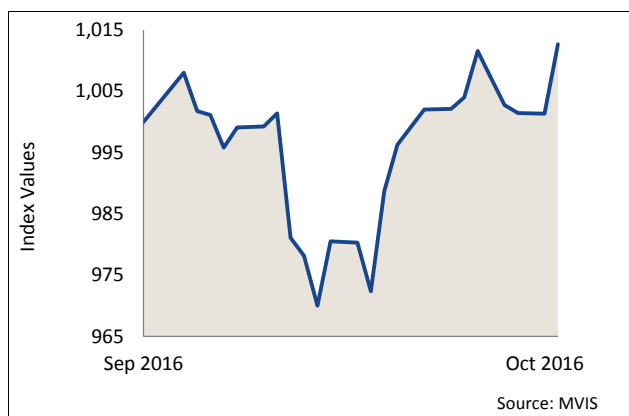


MVIS Altman N. Am. Distressed Bond Index (MVRCDI)
Year-To-Date Performance: 45.95%

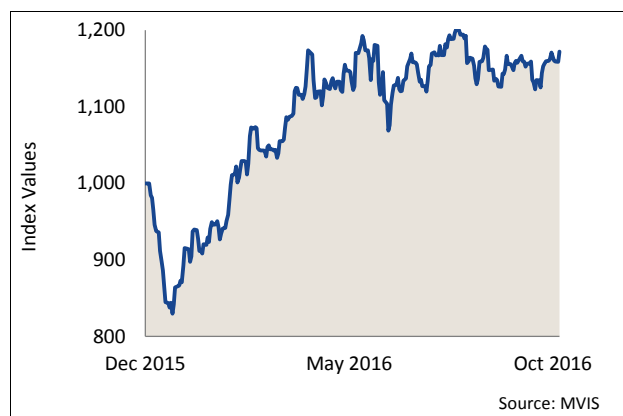


MVIS GDP Indices

MVIS GDP Africa Index (MVAFKTR)
Month-To-Date Performance: 1.27%



MVIS GDP Africa Index (MVAFKTR)
Year-To-Date Performance: 17.19%



The Index is licensed.

The Index is licensed.

All index values are rebased to 1000. Data as of 31 October 2016.

MVIS Indices are licensed to underlie financial products. Detailed information can be found under [licensing](#) on our website.

###

PRESS RELEASE

Contact

Bettina Hessler, MV Index Solutions

+49 (0)69 4056 695 22

bettina.hessler@mvis-indices.com

Note to Editors:

MV Index Solutions (MVIS) develops, monitors and licenses the MVIS Indices, a selection of focused, investable and diversified benchmark indices which are especially designed to underlie financial products. MVIS Indices cover several asset classes, including hard assets and international equity markets as well as fixed income markets. Approximately USD 12 billion in assets under management are currently invested in financial products based on MVIS Indices. MVIS is a VanEck company.