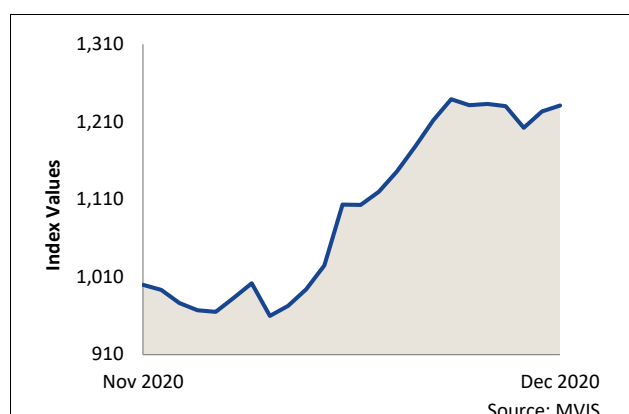


MVIS ANNOUNCES BEST PERFORMING INDICES IN DECEMBER 2020

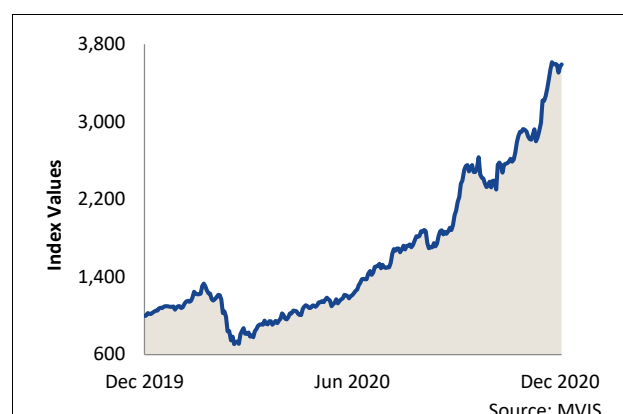
Frankfurt (4 January 2021) – MV Index Solutions GmbH (MVIS[®]) today announced the top two performing MVIS/BlueStar Indices during December 2020 for the following index categories: Hard Assets/Sector/Thematic Indices, Country Indices, Australia Indices, Bond Indices and CryptoCompare Digital Assets Indices.

Hard Assets, Sector and Thematic Indices

BlueStar Solar Energy Industry Index (BSOLRNTR)
Month-To-Date Performance: 23.12%

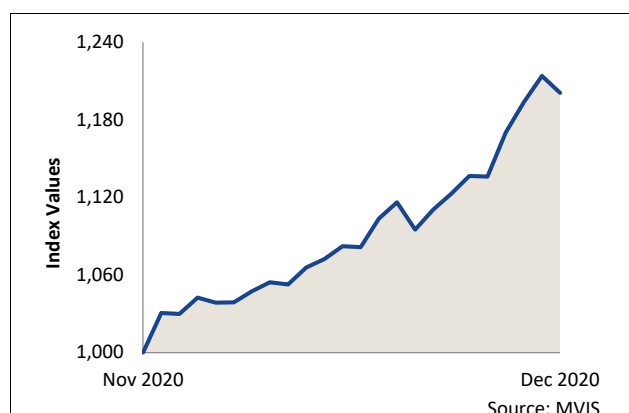


BlueStar Solar Energy Industry Index (BSOLRNTR)
Year-To-Date Performance: 295.18%

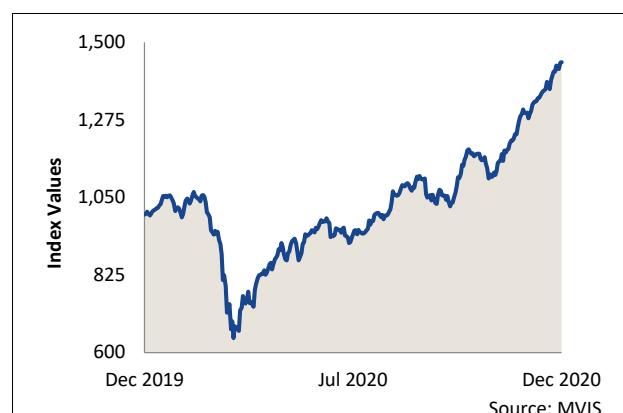


Country Indices

MVIS Turkey Index (MVTURTR)
Month-To-Date Performance: 20.08%

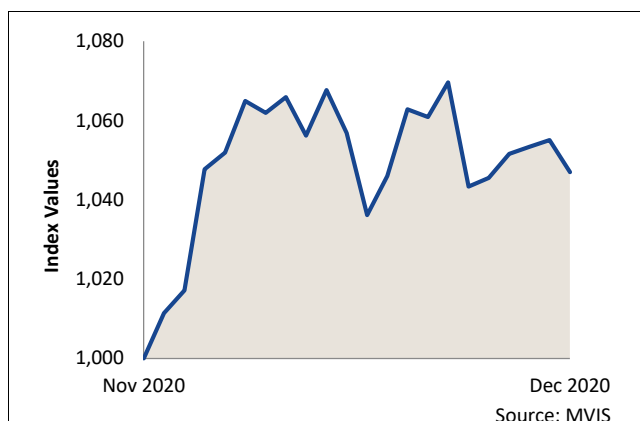


Solactive-BlueStar Israel GI. Exposure Index (IGEINTR)
Year-To-Date Performance: 44.24%



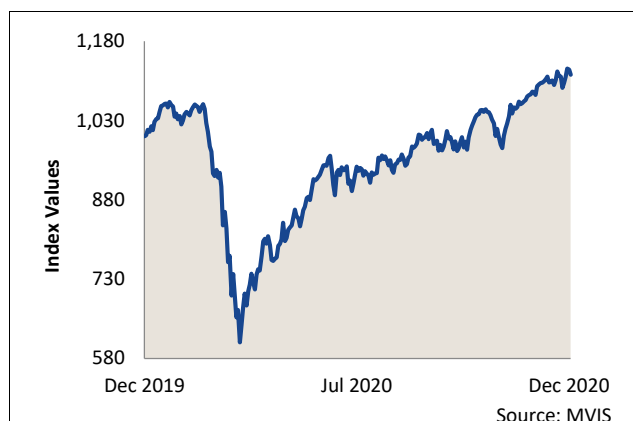
Australia Indices

MVIS Australia Resources (AUD) Index (MVMVRTR)
Month-To-Date Performance: 4.70%



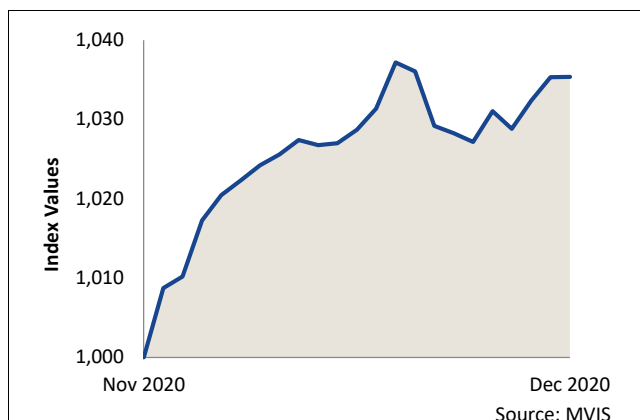
The Index is licensed.

MVIS Australia Small-Cap (AUD) Index (MVIDDTR)
Year-To-Date Performance: 11.66%

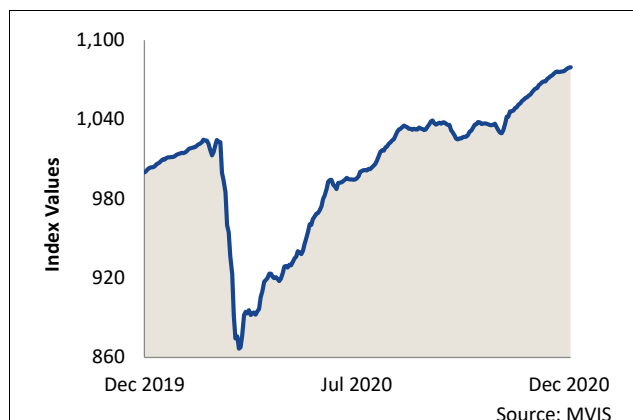


Bond Indices

MVIS EM Corporate Bond (local FX) Index (MVEMCL)
Month-To-Date Performance: 3.54%

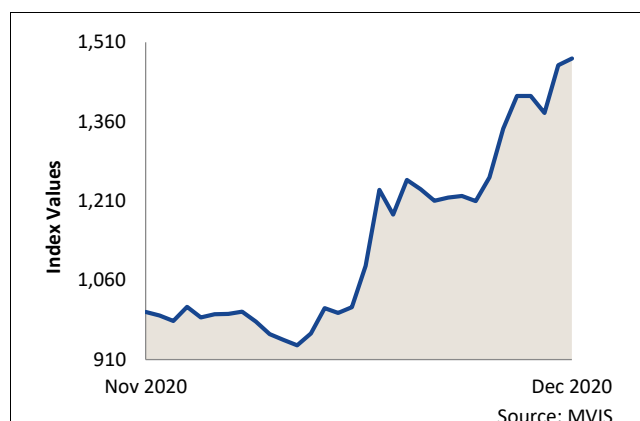


MVIS EM Corporate Bond (USD&EUR) Index (MVEMCD)
Year-To-Date Performance: 7.95%

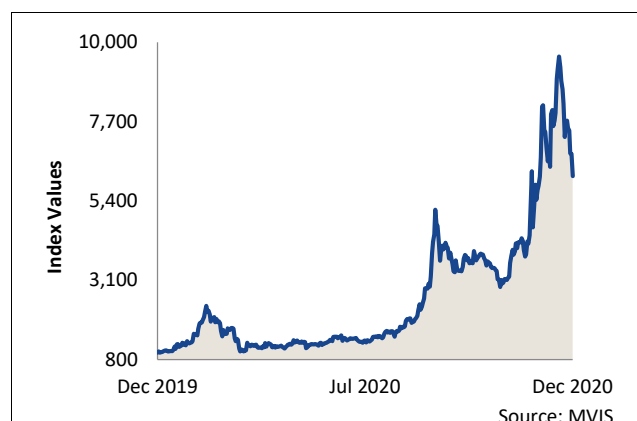


CryptoCompare Digital Assets Indices

MVIS CryptoCompare Bitcoin Index (MVBTC)
Month-To-Date Performance: 47.92%



MVIS CryptoCompare NEM Index (MVXEM)
Year-To-Date Performance: 511.83%



All index values are rebased to 1000. Data as of 31 December 2020.

MVIS Indices are licensed to underlie financial products. Detailed information can be found under [licensing](#) on our website.

Contact

Séverine Thäsler-Jäger, MV Index Solutions

+49 (0)69 4056 695 53

media-enquiries@mvis-indices.com

Note to Editors:

MV Index Solutions (MVIS[®]) develops, monitors and licenses the MVIS Indices and BlueStar Indexes, a selection of focused, investable and diversified benchmark indices. The indices are especially designed to underlie financial products. MVIS Indices cover several asset classes, including equity, fixed income markets and digital assets and are licensed to serve as underlying indices for financial products. Approximately USD 23.14 billion in assets under management (as of 4 January 2020) are currently invested in financial products based on MVIS/BlueStar Indices. MVIS is a VanEck company.